



6th WORLD CONGRESS

Paediatric Cardiology & Cardiac Surgery

17 – 22 February 2013, Cape Town, South Africa



Pocket Programme

South African Heart Association



www.pccs2013.co.za

Published by
CONGENITAL CARDIOLOGY TODAY
www.CongenitalCardiologyToday.com



Medtronic

Technologies to Manage
Congenital Heart Disease

Every Step of the Way

From the youngest patients requiring treatment during their first year of life to adults facing yet another surgery, Medtronic is committed to providing innovative solutions for the lifetime management of congenital heart disease.

Innovating for life.



The 6th World Congress of Paediatric Cardiology and Cardiac Surgery takes place at the Cape Town International Convention Centre (CTICC). The Congress opens at the CTICC on Sunday 17th February 2013.

SUNDAY 17TH FEBRUARY 2013

10h00 Registration opens
18h00 Opening ceremony
19h30 Welcome reception

All registered delegates and registered accompanying persons are invited to the Opening Ceremony and welcome reception. To gain entrance you must carry your World Congress name badge at all times.

USEFUL NUMBERS

World Congress Secretariat	(+27) 83 353 6555
Medical Emergency (at CTICC)	(+27) 73 955 9935
Airport shuttle	(+27) 82 555 9533
Cape Town International Airport	(+27) 21 937 1200
South African Police	10111 (landline) 112 (from a mobile)
Ambulance	10177 or 084 124



CAPE TOWN INTERNATIONAL CONVENTION CENTRE

- | | | | |
|----|-----------------------|----|--|
| 1 | Auditorium I | 19 | Clivia, Jasminum and Strelitzia Conservatories |
| 2 | Ballroom | 20 | Jasminum and Strelitzia Restaurants |
| 3 | Boardroom | 28 | Westin Grand Arabella Quays Cape Town |
| 4 | 6 10 11 Meeting Rooms | 29 | Canal Head & Ferry Terminal |
| 8 | Auditorium II | 30 | Convention Square and Main Entrance |
| 5 | 7 9 Meeting Suites | 33 | Business Centre and Coffee Shop |
| 12 | Roof Terrace Room | 34 | Main Foyer |
| 13 | Exhibition Hall 1A | 36 | Marshalling Yard |
| 14 | Exhibition Hall 1B | 37 | Gallery Walkway |
| 15 | Exhibition Hall 2 | 38 | Marimba Restaurant |
| 16 | Exhibition Hall 3 | 39 | Auditorium Foyer |
| 17 | Exhibition Hall 4 | 40 | Management Offices |
| 45 | Exhibition Hall 4B | 41 | Lounge |
| 18 | Registration Foyer | 46 | Convention Tower |



Programme at a Glance – Monday

MONDAY 18TH FEBRUARY 2013

9

07h00 - 08h45	BREAKFAST SYMPOSIUM I AstraZeneca South Africa Unmasking cardiovascular complications — What are we missing? Venue: Room 2.6		BREAKFAST SYMPOSIUM II Philips South Africa Multidimensional imaging and its application in children and adults with congenital heart disease — Where are we now? Venue: Roof Terrace		BREAKFAST SYMPOSIUM III St Jude Medical Amplatzer innovations and application Venue: Room 2.4		BREAKFAST SYMPOSIUM IV Covidien USA Critical congenital heart disease — Screening with pulse oximetry Venue: Room 1.4	
09h00 - 09h30	PLENARY - Auditorium 1				PLENARY - Hall 2			INTRODUCTION TO INTERVENTIONS TRACK and Live Cases Venue: Auditorium 2
	Bristol: The most studied series of well intentioned errors in medicine				A lifetime with congenital heart disease			
09h30 - 10h00	What causes a broken heart — The search for remediable aetiology				The epidemic of sudden cardiac athletic death			
TEA - EXHIBITION HALL								
	VENUE: HALL 2	VENUE: HALL 1B	VENUE: ROOM 2.6	VENUE: AUDITORIUM 1	VENUE: BALLROOM WEST	VENUE: HALL 1A	VENUE: ROOM 1.4	VENUE: AUDITORIUM 2
09h30 - 10h00	SURGERY A Advances in embryology, regenerative medicine, stem cell therapy	SURGERY B No session	HEALTH SYSTEMS Starting a cardiac unit / the global burden of heart disease	CARDIOLOGY A Advanced imaging i	CARDIOLOGY B Electrophysiology & congenital heart disease: 1	CARDIOLOGY C Kawasaki disease	ACHD & HEALTHY HEARTS Healthy lifestyles in children reduce adult onset heart disease	INTERVENTIONS Live cases (milano and frankfurt) + working on the right side

LUNCH - EXHIBITION HALL								
13h30 - 15h30	LV outflow tract 1: Sub-aortic stenosis	Peri-operative care 1: Anaesthesia: advances and controversies	International summit support and advocacy groups	Drugs and the child's heart	Fetal cardiology I	Rheumatic fever mechanisms and pathogenesis	A life with congenital heart disease	Live cases: (Milano and Frankfurt) + hybrid therapies
TEA - EXHIBITION HALL								
16h00 - 17h30	LV outflow tract 2: Aortic stenosis and incompetence	Peri-operative care 2: Pharmacology & fluid therapy	Improving access to surgery in the developing world	Essential skills for office cardiologists	Heart failure 1	Rheumatic fever unanswered questions	Organisation of care for adult congenital heart disease	Live cases: (Milano and Frankfurt) + the interatrial septum
17h40 - 18h20	LECTURE OF YOUR LIFE - VENUE: AUDITORIUM 1							
18h30 - 22h30	DINNER SYMPOSIUM I Children's Hospital of Philadelphia The Fontan survivor: Life and its challenges with only one ventricle Venue: Roof Terrace			DINNER SYMPOSIUM II Medtronic Foundation Rheumatic heart disease forum Venue: Room 2.4			DINNER SYMPOSIUM III Boston Children's Hospital Innovations in the assessment and treatment of CHD Venue: Room 1.4	

Key - Program Tracks = Surgery = Nursing = Health Systems = Cardiology = ACHD = Interventions

Programme at a Glance – Tuesday

TUESDAY 19TH FEBRUARY 2013

∞

07h00 - 08h45	BREAKFAST SYMPOSIUM I Children’s Hospital of Wisconsin Optimizing neurodevelolomental outcomes: Consensus out of conflict Venue: Room 2.6		BREAKFAST SYMPOSIUM II Children’s Hospital of Philadelphia Perinatal care for the fetus with congenital heart disease Venue: Roof Terrace		BREAKFAST SYMPOSIUM III Medtronic Africa Renal Denervation: The simplicity of treating resistant hypertension Venue: Room 2.4		BREAKFAST SYMPOSIUM IV Texas Children’s Hospital Cardiac support for the patient with heart failure Venue: Room 1.4		
09h00 - 09h30	PLENARY - Auditorium 1				PLENARY - Hall 2				INTERVENTIONS: VSD closure Venue: Auditorium 2
	The Donald Ross legacy: Evolution of the pulmonary autograft aortic valve replacement				Eradicating rheumatic heart disease in our lifetime				
09h30 - 10h00	A global agenda for humanitarian cardiac care				Lifetime risk of atherosclerosis: investing in your arteries from childhood				
TEA - EXHIBITION HALL									
10h30 - 12h30	VENUE: HALL 2	VENUE: HALL 1B	VENUE: ROOM 2.4	VENUE: ROOM 2.6	VENUE: AUDITORIUM 1	VENUE: BALLROOM WEST	VENUE: HALL 1A	VENUE: ROOM 1.4	VENUE: AUDITORIUM 2
	SURGERY A LV outflow tract 3: Complex LV outflow obstruction	SURGERY B Cardiopulmonary bypass and perfusion Part 1	NURSING SCIENCE Progam development	HEALTH SYSTEMS Resource allocation and finance	CARDIOLOGY A Assessment of chamber size and function	CARDIOLOGY B Sudden death: A summit of support groups	CARDIOLOGY C Advanced imaging of the rheumatic valve	ACHD & HEALTHY HEARTS Exercise and the heart	INTERVENTIONS Live cases: (Johannesburg and Cape Town) + masterclasses an expert presents

LUNCH - EXHIBITION HALL									
13h30 - 15h30	LV outflow tract 4: Complex LV outflow obstruction	Cardiopulmonary bypass and perfusion Part 2	Family centered care	International society for nomenclature: 4th international summit	What the cardiologist needs to know about neonatology	Cardiac muscle disease — congenital	Prevention and control of rheumatic fever and rheumatic heart disease	Coronary artery disease: Congenital and aquired	Live cases: (Johannesburg and Cape Town) + difficult cases
TEA - EXHIBITION HALL									
16h00 - 17h30	LV outflow tract 5: Coronary surgery in children	Peri-operative care 3: Changing cultures & eliminating sepsis	Nurses networking	The real world: Rationing and rationalisation	Pulmonary hypertension	Contemporary issues in infective endocarditis in adults and children	New insights into rheumatic heart disease Part 1	Management in ACHD: Problems common to all	Live cases: (Johannesburg and Cape Town) + difficult cases
17h40 - 18h20	LECTURE OF YOUR LIFE - VENUE: AUDITORIUM 1								
18h30 - 22h30	DINNER SYMPOSIUM I The Hospital for Sick Children Old problems — new insights: From SickKids Toronto Venue: Roof Terrace			DINNER SYMPOSIUM II The Association for European Paediatric and Congenital Cardiologist (AEPC) Controversies in pediatric cardiology and pediatric cardiac surgery Venue: Room 2.4			DINNER SYMPOSIUM III Paediatric Cardiac Intensive Care Society Challenging cases from around the world Venue: Room 1.4		

Programme at a Glance – Wednesday

WEDNESDAY 20TH FEBRUARY 2013

07h00 - 08h45	BREAKFAST SYMPOSIUM I Medronic Inc Twelve years of Melody TPV experience Venue: Room 2.6		BREAKFAST SYMPOSIUM II Genzyme — A Sanofi Company Lysosomal storage disorders presenting to the paediatric cardiologist Venue: Roof Terrace		BREAKFAST SYMPOSIUM III SASCAR (South Africa) New approaches in cardiovascular research Venue: Room 2.4			BREAKFAST SYMPOSIUM IV Mayo Clinic Rochester Ebstein anomaly: Approach to management in the current era Venue: Room 1.4			
	PLENARY - Auditorium 1				PLENARY - Hall 2						
	Heart surgery is a risky business: doing it better, safer for less				Where are the surgeons? A new training paradigm is required						
09h30 - 10h00	Skill retention: experience counts in the icu				Innovation and intervention: percutaneous valve delivery has revolutionised cardiac care						
TEA - EXHIBITION HALL											
10h30 - 12h30	VENUE: HALL 2	VENUE: HALL 1B	VENUE: ROOM 2.4	VENUE: ROOF TERRACE	VENUE: AUDITORIUM 1	VENUE: BALLROOM WEST	VENUE: HALL 1A	VENUE: ROOM 1.64	VENUE: ROOM 2.6	VENUE: ROOM 1.4	VENUE: AUDITORIUM 2
	SURGERY A Abstracts	SURGERY B Anaesthesia and intensive care abstracts	NURSING SCIENCE Abstracts	YOUR CAREER Essential concepts in clinical research	CARDIOLOGY A Abstracts	CARDIOLOGY B Abstracts	CARDIOLOGY C Abstracts	AfricaPCR Case corner	HEALTH SYSTEMS Abstracts	ACHD & HEALTHY HEARTS Abstracts	INTERVENTIONS Abstracts

Programme at a Glance – Thursday

THURSDAY 21ST FEBRUARY 2013

12

07h00 - 08h45	BREAKFAST SYMPOSIUM I Pan Arab Congenital Heart Disease Assoc (PACHDA) East meets West	BREAKFAST SYMPOSIUM II South African Society of Cardiovascular Intervention (SASCI) PCI complications	BREAKFAST SYMPOSIUM III Philips South Africa “Structural heart disease Interventions” — “Is radiation dose still your #1 concern?”	BREAKFAST SYMPOSIUM IV The Association for European Paediatric and Congenital Cardiology (AEPC) / Japanese Society of Pediatric Cardiology and Cardiac Surgery Living with adult congenital heart disease	
	Venue: Room 2.6	Venue: Roof Terrace	Venue: Room 2.4	Venue: Room 1.4	
09h00 - 09h30	PLENARY - Auditorium 1		PLENARY - Hall 2		INTERVENTIONS Live cases Venue: Auditorium 2
	Biotechnology and surgical innovation: Growing heart valves		Jane Somerville lecture: Innovation and fragility		
09h30 - 10h00	Quality of life after surgery: Survival guaranteed but how are they doing?		An international standard for adult congenital heart disease care		

TEA - EXHIBITION HALL

	VENUE: HALL 2	VENUE: HALL 1B	VENUE: ROOM 2.4	VENUE: ROOM 2.6	VENUE: AUDITORIUM 1	VENUE: BALLROOM WEST	VENUE: HALL 1A	VENUE: ROOM 1.4	VENUE: ROOF TERRACE	VENUE: AUDITORIUM 2
10h30 - 12h30	SURGERY A Surgery for rheumatic heart disease (with WSPCHS): 1	SURGERY B Heart transplantation and mechanical support 1	NURSING Nurse practice I: Changing roles	HEALTH SYSTEMS Humanitarian work: programmes & perspectives	CARDIOLOGY A Heart failure 2	CARDIOLOGY B Rheumatic heart disease echo screening	CARDIOLOGY C Fetal cardiology 2 – The need for full disclosure	ACHD & HEALTHY HEARTS A The obese young person	ACHD & HEALTHY HEARTS B Fontan: What it means to have a single ventricle ‘solution’	INTERVENTIONS Live cases: (Cape Town) + working on the left side

LUNCH - EXHIBITION HALL

13h30 - 15h30	Surgery for rheumatic heart disease (with WSPCHS): 2	Heart transplantation and mechanical support 2	Nurse practice II: Quality care	Ethics and patient centered care	Electrophysiology & congenital heart disease 2	Rheumatic heart disease tertiary prevention and management	Advanced imaging 2 – How to see everything	Controversial interventions & treatments for ACHD	Peripartum management of heart disease	Live cases: (Cape Town) + managing rare and unusual problems in the cath lab
---------------	--	--	---------------------------------	----------------------------------	--	--	--	---	--	--

TEA - EXHIBITION HALL

16h00 - 17h30	Peri-operative care 5: The first 24 hours	No session	CARDIOLOGY C Outcomes analysis and quality improvement using international databases	Advocacy for cardiac care	Electrophysiology & congenital heart disease 3	The spectre of non-communicable diseases in children	Debating corner	No session	Reproductive health: Adolescence and the young adult	Live cases: (Cape Town) + something old/something new
---------------	---	------------	--	---------------------------	--	--	-----------------	------------	--	---

17h40 - 18h20

LECTURE OF YOUR LIFE VENUE: AUDITORIUM 1

18h30 - 22h30	DINNER SYMPOSIUM I Stollery Children's Hospital Hypoplastic left heart syndrome: From the prairies to the rockies Venue: Roof Terrace			DINNER SYMPOSIUM II All Children's Hospital John Hopkins Medicine The birth of heart surgery: Lessons learned from tetralogy Venue: Room 2.4			DINNER SYMPOSIUM III Bayer A new era in stroke prevention in atrial fibrillation Venue: Room 1.4			
---------------	--	--	--	--	--	--	--	--	--	--

Programme at a Glance – Friday

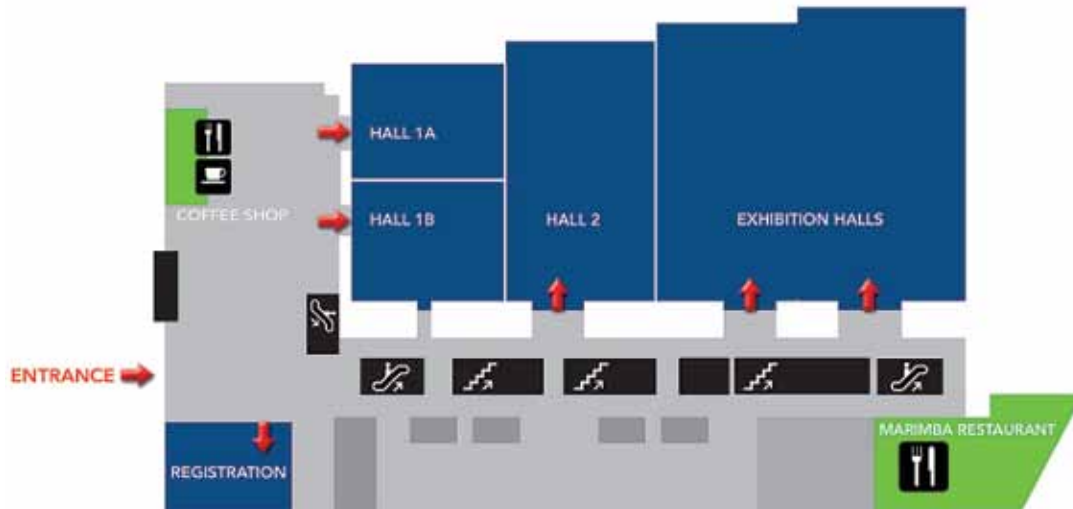
14

FRIDAY 22ND FEBRUARY 2013				
07h00 - 08h45	BREAKFAST SYMPOSIUM I Cincinnati Children's Hospital Medical Center Pediatric heart failure: New and emerging concepts Venue Room 2.6	BREAKFAST SYMPOSIUM II South African Society of Cardiovascular Intervention "How should I treat" – Chronic total occlusion (CTO) and left mainstem lesions Venue: Roof Terrace	BREAKFAST SYMPOSIUM III Boehringer-Ingelheim Recent controversies in combination in hypertension Venue: Room 2.4	BREAKFAST SYMPOSIUM IV Covidien NIRS monitoring in the pediatric congenital heart patient Venue: Room 1.4
09h00 - 09h30	PLENARY - Auditorium 1 Christiaan Barnard Memorial Lecture: Heart transplantation in children		PLENARY - Hall 2 The cardiac imaging revolution; integrated, multi-disciplinary and multi-modal	
09h30 - 10h00	Starting a heart program in Africa: Lessons from Rwanda		Learning from one another: Adult and paediatric interventions	
				VENUE: Hall 1A AfricaPCR

TEA - EXHIBITION HALL								
	VENUE: HALL 2	VENUE: HALL 1B	VENUE: ROOM 2.6	VENUE: AUDITORIUM 1	VENUE: BALLROOM WEST	VENUE: ROOM 1.4	VENUE: AUDITORIUM 2	VENUE: HALL 1A
10h30 - 12h30	SURGERY A Peri-operative care 6: Neurological issues	NATIONAL AND INTERNATIONAL REGISTRIES Designing and establishing registries and databases	HEALTH SYSTEMS Setting Millennium Development Goals for children with heart disease	CARDIOLOGY A Computational methodologies and better care	CARDIOLOGY B Acquired heart disease: The old and new	ACHD & HEALTHY HEARTS The condition we think we understand best: Tetralogy of Fallot	INTERVENTIONS And now for the results we have been waiting for/risky business in the lab	AfricaPCR
LUNCH - EXHIBITION HALL								
13h30 - 15h30	Controversies in cardiac surgery: Debates	No session	Global collaboration and healthier hearts: The way forward	Where to next in cardiology?	No session	ACHD in 2017: What will be different in 4 years time?	Nightmare in the cath lab	AfricaPCR
TEA - EXHIBITION HALL								
16h00 - 17h00	THE CLOSING PLENARY – Auditorium 1 Too little care for too many people...The developing world dilemma The 7th World Congress Paediatric Cardiology and Cardiac Surgery – Istanbul Farewell from Cape Town and the 6th World Congress							
19h00 - 22h00	FACULTY DINNER - Jonkershuis at Groot Constantia							

CTICC GROUND LEVEL

16



LEVEL 1

AUDITORIUM 2

ROOM 1.4

ROOM 1.5

BALLROOM WEST

BALLROOM EAST

AUDITORIUM 1

LEVEL 2

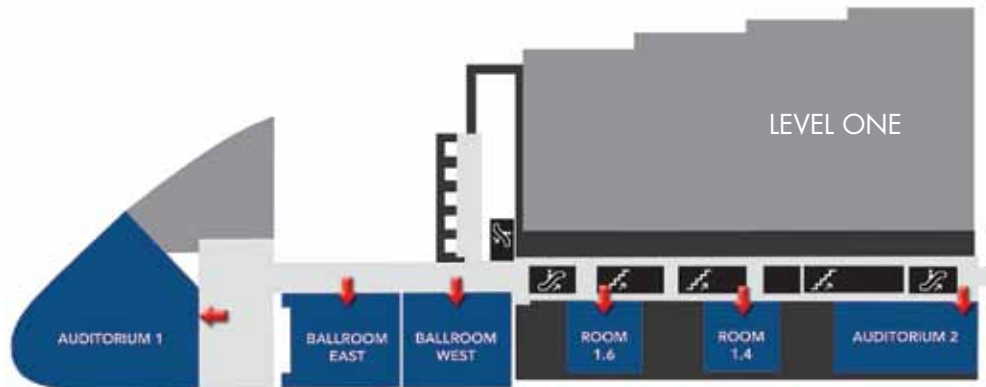
ROOF TERRACE

ROOM 2.4

ROOM 2.6

CTICC LEVEL 1

17



GROUND LEVEL

REGISTRATION

HALL 1A & 1B

HALL 2

HALL 3

HALL 4

COFFEE SHOP

MARIMBA RESTAURANT

LEVEL 2

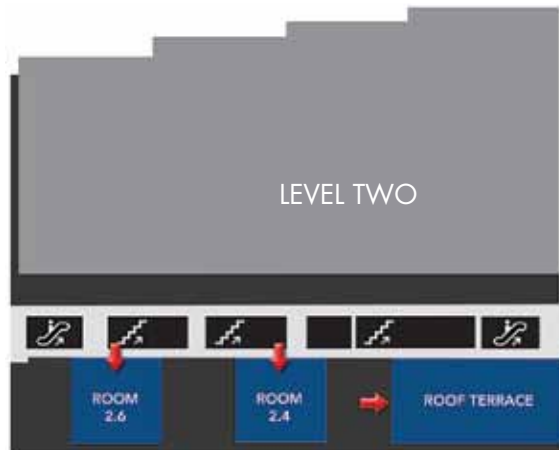
ROOF TERRACE

ROOM 2.4

ROOM 2.6

CTICC LEVEL 2

18



GROUND LEVEL	LEVEL 1
REGISTRATION	AUDITORIUM 2
HALL 1A & 1B	ROOM 1.4
HALL 2	ROOM 1.5
HALL 3	BALLROOM WEST
HALL 4	BALLROOM EAST
COFFEE SHOP	AUDITORIUM 1
MARIMBA RESTAURANT	

PedCath8

submit directly to the NCDR

IMPACT Registry™

NCDR compliant cath data is harvested transparently from the PedCath8 report

Upgrade Today!

PedCath8 provides an expanded, searchable INTERNAL database

Includes every required IMPACT field

Automatic error checking meets stringent ACC standards

Coming Soon:
Expanded data reports



*on the
iPad!*

Illustrated FIELD GUIDE to CONGENITAL HEART DISEASE and REPAIR 3rd Edition



Indispensible
portable teaching tool
now available as an iBook

Incorporates Apple's latest
iBook development feature

Zoomable images
for easier viewing

Find it today
in the
iBookstore!

Easy navigation and links

Perfect for
clinic teaching on the go

*Scientific
Software
Solutions*

434.293.7661
www.PedCath.com
www.PedHeart.com
Support@PedCath.com

