

# CONGENITAL CARDIOLOGY TODAY

Timely News and Information for BC/BE Congenital/Structural Cardiologists and Surgeons

Volume 9 / Issue 3A

March 2011 - Special Issue:

Workshop IPC Preview Edition

## IN THIS ISSUE

**Preview of 8th International Workshop on Interventional Pediatric Cardiology - Milan, Italy, March 31<sup>st</sup> - April 2<sup>nd</sup> 2011**

*by Mario Carminati, MD*  
~ Pg. 1

**Registration ~ Pg. 3**

**2011 IPC International Faculty ~ Pg. 4**

**Thursday Morning - March 31, 2011**  
~ Pg. 5

**Thursday Afternoon - March 31, 2011**  
~ Pg. 6

**Friday Morning - April 1, 2011**  
~ Pg. 8

**Friday Afternoon - April 1, 2011**  
~ Pg. 9

**Saturday Morning - April 2, 2011**  
~ Pg. 10

**Saturday Afternoon - April 2, 2011**  
~ Pg. 12

**Join Us at the Gala Dinner on April 1<sup>st</sup> - This Year's Location will be Teatro Versace**  
~ Pg. 14

**General Information/Contacts**  
~ Pg. 15

**CONGENITAL CARDIOLOGY TODAY**  
Editorial and Subscription Offices  
16 Cove Rd, Ste. 200  
Westerly, RI 02891 USA  
[www.CongenitalCardiologyToday.com](http://www.CongenitalCardiologyToday.com)

© 2011 by Congenital Cardiology Today ISSN: 1544-7787 (print); 1544-0499 (online). Published monthly. All rights reserved.

Statements or opinions expressed in Congenital Cardiology Today reflect the views of the authors and sponsors, and are not necessarily the views of Congenital Cardiology Today.

## Preview of 8th International Workshop on Interventional Pediatric Cardiology - Milan, Italy, March 31<sup>st</sup> - April 2<sup>nd</sup> 2011

*By Mario Carminati, MD*

Dear Colleagues,

It is my pleasure to announce the *8th edition of the International Workshop on Interventional Pediatric Cardiology (IPC Workshop)*, that will take place at the Marriott Hotel Milan, from March 31<sup>st</sup> to April 2<sup>nd</sup> 2011.



The aim of the meeting will be to give the participants an update on the most important and innovative interventional catheter procedures of congenital and structural heart disease, from the fetus to adulthood including: stent implantation in pulmonary arteries, aortic isthmus or other less common location; device closure of different lesions in the heart or vessels, such as ASD, PFO, VSD, PDA, fistulae and paravalvular leaks; percutaneous heart valve implantation, and more.... A large, well-known international faculty will guarantee a top-tier scientific program; lectures, interactive cases presentations, more than twenty satellite transmissions of lives

cases from some Italian and other European Centers will certainly satisfy the scientific interest of the attendees.

New this year, a number of lunch symposia, organized in cooperation with companies, will allow partners from industry to focus on techniques, devices, new possible developments and so on.

On behalf of the committee, we look forward to seeing you at this excellent meeting.

Mario Carminati, MD  
Workshop IPC Director

### IPC Topics

- Catheter interventions in Fetus and Neonate
- Stenosis/Hypoplasia of Pulmonary Arteries and Veins
- Atrial Septal Defect
- Engineering
- Nightmares in the Cath Lab
- PFO
- Aortic Arch Obstruction
- Pulmonary Valve Replacement
- Ventricular Septal Defects
- Hypoplastic Left Heart
- Intervention Post Fontan

#### Melody® Transcatheter Pulmonary Valve

#### Ensemble® Transcatheter Valve Delivery System

#### Indications for Use:

The Melody TPV is indicated for use as an adjunct to surgery in the management of pediatric and adult patients with the following clinical conditions:

- Existence of a full (circumferential) RVOT conduit that was equal to or greater than 16 mm in diameter when originally implanted and
- Dysfunctional RVOT conduits with a clinical indication for intervention, and either:
  - regurgitation:  $\geq$  moderate regurgitation, or
  - stenosis: mean RVOT gradient  $\geq$  35 mm Hg

Contraindications: None known.

#### Warnings/Precautions/Side Effects:

- DO NOT implant in the aortic or mitral position. Preclinical bench testing of the Melody valve suggests that valve function and durability will be extremely limited when used in these locations.
- DO NOT use if patient's anatomy precludes introduction of the valve, if the venous anatomy cannot accommodate a 22-Fr size introducer, or if there is significant obstruction of the central veins.
- DO NOT use if there are clinical or biological signs of infection including active endocarditis.
- Assessment of the coronary artery anatomy for the risk of coronary artery compression should be performed in all patients prior to deployment of the TPV.
- To minimize the risk of conduit rupture, do not use a balloon with a diameter greater than 110% of the nominal diameter (original implant size) of the conduit for pre-dilation of the intended site of deployment, or for deployment of the TPV.
- The potential for stent fracture should be considered in all patients who undergo TPV placement. Radiographic assessment of the stent with chest radiography or fluoroscopy should be included in the routine postoperative evaluation of patients who receive a TPV.
- If a stent fracture is detected, continued monitoring of the stent should be performed in conjunction with clinically appropriate hemodynamic assessment. In patients with stent fracture and significant associated RVOT obstruction or regurgitation, reintervention should be considered in accordance with usual clinical practice.

Potential procedural complications that may result from implantation of the Melody device include: rupture of the RVOT conduit, compression of a coronary artery, perforation of a major blood vessel, embolization or migration of the device, perforation of a heart chamber, arrhythmias, allergic reaction to contrast media, cerebrovascular events (TIA, CVA), infection/sepsis, fever, hematoma, radiation-induced erythema, and pain at the catheterization site.

Potential device-related adverse events that may occur following device implantation include: stent fracture resulting in recurrent obstruction, endocarditis, embolization or migration of the device, valvular dysfunction (stenosis or regurgitation), paravalvular leak, valvular thrombosis, pulmonary thromboembolism, and hemolysis.

For additional information, please refer to the Instructions for Use provided with the product.

CAUTION: Federal law (USA) restricts this device to sale by or on the order of a physician.

Melody and Ensemble are registered trademarks of Medtronic, Inc.



**Medtronic**

## Hope, Restored.

A revolutionary treatment option designed to delay the need for surgical intervention.

Restore hope for your patients with RVOT conduit dysfunction.

[www.Melody-TPV.com](http://www.Melody-TPV.com)



**Melody®**

TRANSCATHETER PULMONARY VALVE (TPV) THERAPY

**Humanitarian Device.** Authorized by Federal law (USA) for use in pediatric and adult patients with a regurgitant or stenotic Right Ventricular Outflow Tract (RVOT) conduit ( $\geq$  16 mm in diameter when originally implanted). The effectiveness of this device for this use has not been demonstrated.





## REGISTRATION

Registration Fees (Euro, VAT 20% included)

**Physicians\*** € 900,00

*\*Registration Fee includes: admission to the scientific sessions, entrance to exhibition area, congress kit, proceedings, coffee breaks and lunches, CME credits and the Gala Dinner.*

**Fellows, Residents, Nurses, Technicians and Members of AEPC Working Group of Interventional Cardiology (3 days)\*\*** € 400,00

*\*\* Registration Fee includes: admission to the scientific sessions, entrance to exhibition area, congress kit, proceedings, coffee breaks and lunches, and the Gala Dinner.*

**IMPORTANT:** People requesting the reduced fee for fellows, residents, nurses, technicians and AEPC Working Group **MUST** provide certification to confirm their position.

### REGISTER NOW:

<https://services.aimgroup.it/ASPCClient/home.asp?EventID=2659>

### Abstract Submission

Among all the abstracts submitted, six works will be selected to be accepted as part of the Scientific Program, and the presenters will be asked to produce an oral presentation.

All six people will be granted a free registration to the IPC Workshop 2011, and they will participate in the evaluation of the best one, whose presenter will be granted access to the 2013 Edition as part of the Faculty.

### CME Credits

CME Credits will be applied for as follows:

- UEMS (under evaluation)
- EBAC

Eighteen CME Credit Hours:

- Day 1: Six credits
- Day 2: Six credits
- Day 3: Six credits

***“The aim of the meeting will be to give the participants an update on the most important and innovative interventional catheter procedures of congenital and structural heart disease, from the fetus to adulthood....”***



*“New this year, a number of lunch symposia, organized in cooperation with companies, will allow partners from industry to focus on techniques, devices, new possible developments and so on.”*

## 2011 IPC INTERNATIONAL FACULTY

Raul Abella – (Spain); Zahid Amin – (USA); John Bass – (USA); Francesco Bedogni – (Italy); Felix Berger – (Germany); Philipp Bonhoeffer – (UK); Alessandro S. Bortone – (Italy); Jonathan Brenner (USA); Nereo Bresolin – (Italy); Elchanan Bruckheimer (Israel); Grazyna Brzezinska – (Poland); Gianfranco Butera – (Italy); Claudio Capelli (UK); Mario Carminati – (Italy); Rajiv Chaturvedi (Canada); Massimo Chessa – (Italy); Andrew Cook (UK); Joseph DeGiovanni – (UK); Francesco De Luca – (Italy); Cesar Augusto Esteves (Brazil); Vlasta Fesslova – (Italy); David Fish (USA); Alessandra Frigiola – (Italy); Alessandro Frigiola – (Italy); Mark Galantowicz – (USA); Marc Gewillig – (Belgium); Alessandro Giamberti – (Italy); Sandra Giusti – Massa (Italy); Donald J. Hagler – (USA); William Hellenbrand – (USA); Georg Horstik (Germany); Frank Ing – (USA); Carlo Lavati - (Italy); Achi Ludomirsky – (USA); Philipp Lurz (Germany); Maurizio Marasini (Italy); Giovanni Meola - (Italy); Caroline Ovaert – (Belgium); Marco Papa – (Italy); Carlos Pedra – (Brazil); Giuseppe Pomè – (Italy); Shakeel A. Qureshi – (UK); Carlos Ruiz – (USA); Maria Giovanna Russa - (Italy); Gennaro Santoro – (Italy); Giuseppe Santoro – (Italy); Dietmar Schranz – (Germany); Horst Sievert – (Germany); Björn Söderberg – (Sweden); Laars Sondegaard – (Denmark); Isabella Spadoni – (Italy); Andras Szatmári – (Hungary); Gerald Tulzer – (Austria); Michael Tynan – (UK); Kevin Walsh – (Ireland); Jochen Weil – (Germany); Neil Wilson – (UK); Maarten Witsenburg – (Netherlands); Nina Wunderlich – (Germany); Evan Zahn – (USA)



THURSDAY MORNING - MARCH 31, 2011

**7:15-7:50 am - [Main Hall] - REGISTRATION**

**7:50-8:00 am - [Main Hall] - WELCOME AND INTRODUCTION** - M. Carminati (Italy)

**8:00-10:00 am - [Main Hall] - CATHETER INTERVENTIONS IN FETUS AND NEWBORN**

*Chairman:* M. Tynan (UK)

*Panelists:* V. Fesslova (Italy), J. Weil (Germany), F. De Luca (Italy)

- **State-of-the-Art of Fetal Interventions: Early and Follow-up Results** - G. Tulzer (Austria)
- **PDA Stenting in Duct-Dependent Pulmonary Circulation** - G. Santoro (Italy)
- **PDA Stenting in Duct-Dependent Systemic Circulation** - D. Schranz (Germany)
- **Transcatheter Palliation of Symptomatic Neonates with Tetralogy of Fallot** - R. Chaturvedi (Canada)

**Live Cases 1-2 - (San Donato, Italy – Berlin, Germany)**

**10:00-10:30 am - COFFEE BREAK**

**10:30 am-12:30 pm - [Main Hall] - STENOSIS/HYPOPLASIA OF PULMONARY ARTERIES / VEINS**

*Chairman:* C. Ovaert (Belgium)

*Panelists:* M. Witsenburg (The Netherlands), M. Chessa (Italy), B. Soederberg (Sweden)

- **Stenting Complex PA Stenosis** - F. Ing (USA)
- **How to Deal with Small PAs: Bare Balloons? Cutting Balloons? Stents?** - M. Gewillig (Belgium)
- **Hybrid Approach for Treating Pulmonary Arteries Stenosis** - E. Zhan (USA)
- **Percutaneous Approach to Pulmonary Vein Stenosis** - J. Weil (Germany)

**Live Cases 3-4 - (San Donato, Italy - Warsaw, Poland)**



*"It is my pleasure to announce the 8th edition of the International Workshop on Interventional Pediatric Cardiology (IPC Workshop), that will take place at the Marriott Hotel Milan from March 31<sup>st</sup> to April 2<sup>nd</sup> 2011."*



## THURSDAY AFTERNOON - MARCH 31, 2011

## 12:30-2:00 pm - LUNCH

1:00-2:00 pm - [Room Parini] - LUNCH SYMPOSIUM 1:  
AORTIC VALVULOPLASTY: TECHNICAL TIPS*Chairman: F. Ing (USA)*

- Newborns - S. Giusti (Italy)
- Infants and Children - C. Ovaert (Belgium)
- Adults - A. Szatmari (Hungary)

1:00-2:00 pm - [Room Porta] - LUNCH SYMPOSIUM 2:  
MANAGING VASCULAR ACCESS*Chairman: M. Witsenburg (The Netherlands)*

- Trans-Septal - C.A. Esteves (Brazil)
- Trans-Hepatic - Z. Amin (USA)
- Trans-Apical - C. Ruiz (USA)
- Pre-Closure Devices - A. Bortone (Italy)

1:00-2:00 pm - [Room Foscolo] - LUNCH SYMPOSIUM 3:  
AGA MEDICAL: NEW INSIGHTS FOR PDA CLOSURE*Chairman: J. DeGiovanni (UK)*

- Next Generation Device from AGA: ADO II AS - J. Bass (USA)
- Clinical Experience with ADO II AS - N. Wilson (UK)
- Selecting the Best Device According to Duct Morphology - C. Pedra (Brazil)

## 2:00-4:00 pm - [Main Hall] - ASD

*Chairman: A. Ludomirski (USA)**Panelists: C. Ovaert (Belgium), M. Papa (Italy), M.G. Russo (Italy)*

- Technical Tips to Close Large ASD's with Deficient Rims - W. Hellenbrand (USA)
- ASD in Adult and Very Old Patients: it is Worthwhile and How to Do It? - M. Witsenburg (The Netherlands)
- Multiple ASD's - G. Butera (Italy)
- Which Devices I Like or Dislike - N. Wilson (UK)

## Live Cases 5-6 (Berlin, Germany – San Donato, Italy)

## 4:00-4:30 pm - COFFEE BREAK

## 4:30-5:30 pm - [Main Hall] - A GLANCE AT THE FUTURE

*Chairman: P. Bonhoeffer (UK)**Panelists: M. Galantowicz (USA), G. Butera (Italy), G. Tulzer (Austria)*

- Colibri Valve - D. Fish (USA)
- Ultrasound Histotripsy - A. Ludomirski (USA)
- Computer Simulations Help Planning Percutaneous Procedures - C. Capelli (UK)

## Live Case 7 - (Warsaw, Poland)

## 5:30-7:00 pm - [Main Hall] - NIGHTMARES IN THE CATH LAB

*Chairman: S. Qureshi (UK), N. Wilson (UK)*

## Live Case 8 (San Donato, Italy)

## 8:30 pm - FACULTY DINNER







**Medtronic**

## Hope, Restored.

A revolutionary treatment option designed to delay the need for surgical intervention.

Restore hope for your patients with RVOT conduit dysfunction.

[www.Melody-TPV.com](http://www.Melody-TPV.com)

Melody® Transcatheter Pulmonary Valve  
Ensemble® Transcatheter Valve Delivery System

For more information about Melody Transcatheter Pulmonary Valve Therapy, contact your Medtronic Sales Representative, your local Medtronic office or visit [www.Melody-TPV.com](http://www.Melody-TPV.com).

Melody and Ensemble are registered trademarks of Medtronic, Inc.

The Melody Transcatheter Pulmonary Valve System and Ensemble Transcatheter Delivery System has received CE-Mark approval and is available for distribution in Europe. Additionally, a Medical Device Licence has been granted and the system is available for distribution in Canada.



**Melody®**

TRANSCATHETER PULMONARY VALVE (TPV) THERAPY

## FRIDAY MORNING - APRIL 1, 2011

**8:00-10:00 am - [Main Hall] - HLHS***Chairman: S. Qureshi (UK)**Panelists: C. Ruiz (USA), R. Abella (Spain), G. Tulzer (Austria)*

- **Hybrid Palliation of Newborns with HLHS- Results and Lessons Learnt** - D. Schranz (Germany)
- **Surgical Stage II and III** - M. Galantowitz (USA)
- **Future Directions** - C. Pedra (Brazil)

*Live Cases 9-10 (Leuven, Belgium - San Donato, Italy)***10:00-10:30 am - COFFEE BREAK****10:30 am-12:30 pm - [Main Hall] - AORTIC ARCH OBSTRUCTIONS***Chairman: W. Hellenbrand (USA)**Panelists: J. Bass (USA), Z. Amin (USA), A. Frigiola (Italy)*

- **The Use of Stents in Infancy** - F. Berger (Germany)
- **Stenting Coarctation in Adolescents and Adults** - M. Chessa (Italy)
- **What to Do with Hypoplastic Transverse Arch** - S. Qureshi (UK)
- **Advanta Covered Stent: multicenter Trial Preliminary results** - E. Bruckheimer (Israel)

*Live Case 11-12 (Massa, Italy - San Donato, Italy)*

*"A large, well-known international faculty will guarantee a top-tier scientific program; lectures, interactive cases presentations, more than twenty satellite transmissions of lives cases from some Italian and other European Centers will certainly satisfy the scientific interest of the attendees."*



FRIDAY AFTERNOON - APRIL 1, 2011

12:30-2:00 pm - LUNCH

1:00-2:00 pm - [Room Parini] - LUNCH SYMPOSIUM 4:  
PA-IVS: EVERYTHING YOU NEED TO KNOW

*Chairman: A. Szatmári (Hungary)*

- Anatomical Spectrum - A. Cook (UK)
- Transcatheter Treatment Step-by-Step - K. Walsh (Ireland)
- Early - and Long-Term Results - M. Marasini (Italy)
- The Role of Surgery - R. Abella (Spain)

1:00-2:00 pm - [Room Porta] - LUNCH SYMPOSIUM 5:  
STENTING PULMONARY ARTERIES: TECHNICAL TIPS

*Chairman: F. Berger (Germany)*

- Imaging the PAs - E. Zahn (USA)
- Choosing the Balloon and the Stent - F. Ing (USA)
- Complications: How to Avoid - How to Treat - S. Qureshi (UK)

1:00-2:00 pm - [Room Foscolo] - LUNCH SYMPOSIUM 6:  
GORE SYMPOSIUM - MATERIAL MATTERS IN CLOSING  
ASD/PFO: HELEX DEVICE

*Chairman: M. Carminati (Italy)*

- Human Tissue Response to Gore ePTFE - G. Horstick (Germany)
- Atrial Septal Defect Closure and Results with Gore HELEX Device - D. Hagler (USA)
- PFO and Cryptogenic Stroke from the Investigators point of view - L. Sondergard (Denmark)

2:00-4:00 pm - [Main Hall] - PERCUTANEOUS  
PULMONARY VALVE REPLACEMENT

*Chairman: P. Bonhoeffer (UK)*

*Panelists: W. Hellenbrand (USA), M. Carminati (Italy), C.A. Esteves (Brazil)*

- Indications for Pulmonary Valve Replacement - A. Frigiola (UK)
- Early and Long-Term Results After Melody Implantation - P. Lurz (Germany)
- Melody Implantation in "Non-Standard" Positions - E. Zahn (USA)

Live Cases 13-14 (Massa, Italy - San Donato, Italy)

4:00-4:30 pm - COFFEE BREAK

4:30-6:00 pm - [Main Hall] - VSD

*Chairman: J. Weil (Germany)*

*Panelists: K. Walsh (Ireland), M. Galantowicz (USA), A. Cook (UK)*

- Which VSD's Can be Safely Closed in the Cath Lab - J. Bass (USA)
- Hybrid VSD Closure - Z. Amin (USA)
- New AGA Devices for Perimembranous VSD Closure - M. Carminati (Italy)

Live Cases 15-16 (Leuven, Belgium - San Donato, Italy)

6:00-7:00 pm - [Main Hall] - IPC AWARDS -

*Chairmen: M. Carminati (Italy), C. Ruiz (USA)*

- Six presentations preselected by Course Directors. One winner will be selected by Televoting

8:30 pm - GALA DINNER



## SATURDAY MORNING - APRIL 2, 2011

**8:00-10:00 am - [Main Hall] - PFO***Chairman: A. Szatmari (Hungary)**Panelists: N. Bresolin (Italy), D. Hagler (USA), G. Meola (Italy)*


- **TIA/Stroke: Closure I: "The Day After"** - N. Wilson (UK)
- **Migraine: Any News for PFO Closure Indications?** - C. Lovati (Italy)
- **Matching the Device to the Anatomy** - H. Sievert (Germany)
- **How to Deal with Residual Shunt** - N. Wunderlich (Germany)

**Live Cases 17-18 (San Donato, Italy – Napoli, Italy)****10:00-10:30 am - COFFEE BREAK****10.30 am-12.30 pm - [Main Hall] - LEFT ATRIAL APPENDAGE CLOSURE***Chairman: J. DeGiovanni (UK)**Panelists: G. Santoro (Italy), K. Walsh (Ireland), F. Beldogni (Italy)*

- **Patient Selection** - A. Bortone (Italy)
- **LAA Imaging** - N. Wunderlich (Germany)
- **Available Devices** - H. Sievert (Germany)
- **The Procedure Step-by-Step** - K. Walsh (Ireland)
- **The Italian Experience with ACP Device** - G. Santoro (Italy)
- **Economical impact of LAA Closure** - J. Brenner (USA)

**Live Case 19 (San Donato, Italy)**





***Do you or your colleagues have interesting research results, observations, human interest stories, reports of meetings, etc. that you would like to share with the congenital cardiology community?***

***Submit a brief summary of your proposed article to  
RichardK@CCT.bz***

*The final manuscript may be between 400-4,000 words, contain pictures, graphs, charts and tables.*

## SATURDAY AFTERNOON - APRIL 2, 2011

## 12.30-2:00 pm - LUNCH

## 1:00-2:00 pm - [Room Parini] - LUNCH SYMPOSIUM 7: VSD CLOSURE

Chairman: C.A. Esteves (Brazil)

- Muscular VSDs - K. Walsh (Ireland)
- Perimembranous VSDs - J. Bass (USA)
- Post MI VSDs - J. DeGiovanni (UK)

## 1:00-2:00 pm - [Room Porta] - LUNCH SYMPOSIUM 8: TRANSCATHETER PULMONARY VALVE IMPLANTATION

Chairman: F. Berger (Germany)

- Melody Implantation Step-by-Step - D. Schranz (Germany)
- Sapien Edwards Valve Experience - R. Chaturvedi (Canada)
- Tips and Tricks in Difficult Cases - W. Hellenbrand (USA)

## 1:00-2:00 pm - [Room Foscolo] - LUNCH SYMPOSIUM 9: TIPS AND TRICKS IN CHALLENGING CASES

Chairman: M. Tynan (UK)

Case Presenters: P. Bonhoeffer (UK), Z. Amin (USA), C. Pedra (Brazil), N. Wilson (UK)

## 2:00-3:30 pm - MISCELLANEA

Chairman: A. Ludomirski (USA)

Panelists: S. Giusti (Italy), M. Witsenburg (The Netherlands), M. Galantowicz (USA)

- Paravalvular Leaks Imaging - N. Wunderlich (Germany)
- Coronary Artery Fistulas: Results, Technique, Tips and Tricks - G. Brezinska (Poland)
- Percutaneous Treatment of PVL - D. Hagler (USA)
- Rescue Surgery After Percutaneous Procedures - A. Giamberti (Italy)

## Live Cases 20-21 (Napoli, Italy - San Donato, Italy)

## 3:30-4:30 pm - [Main Hall] - INTERVENTIONS IN FONTAN

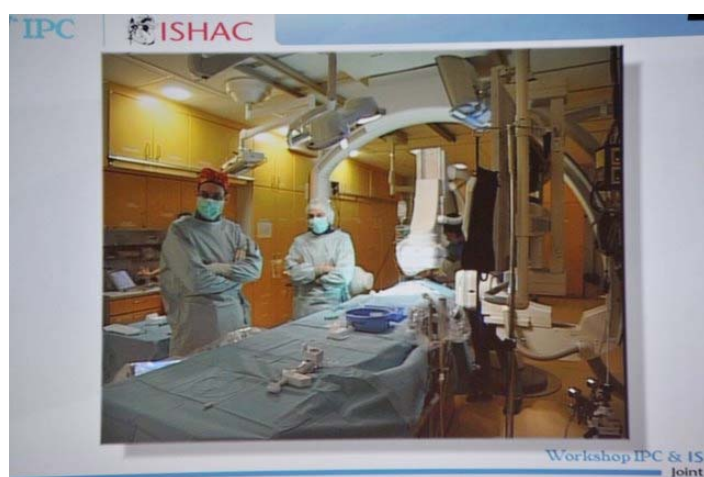
Chairman: M. Tynan (UK)

Panelists: C. Pedra (Brazil), G. Pomè (Italy), G. Brezinska (Poland)

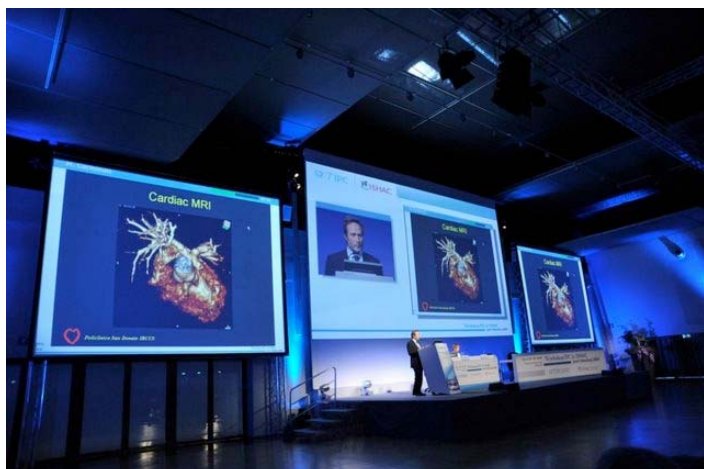
- Failing Fontan: What to Do? - M. Witsenburg (The Netherlands)
- Hybrid Approach to Fontan Completion - R. Chaturvedi (Canada)

## Live Case 22-23 (San Donato, Italy)

## 4:30 pm - [Main Hall] - CLOSING REMARKS AND ADJOURNMENT - M. Carminati (Italy)










## Join Us at the Gala Dinner on April 1<sup>st</sup> - This Year's Location will be Teatro Versace







## GENERAL INFORMATION

### Committees

#### Congress President

Mario Carminati

#### Scientific Committee

Gianfranco Butera  
Massimo Chessa

## CONTACT INFORMATION

Scientific Committee  
Corso Magenta, 56  
20123 Milano (Italy)  
ph. +39 02 93790014  
mob. +39 348 4908365  
fax +39 02 93572845  
[info@workshopIPC.com](mailto:info@workshopIPC.com)

#### Organizing Secretariat

AIM Group International (Milan Office)  
Via G. Ripamonti 129  
20141 Milan (Italy)  
Phone: +39.02.566011  
Fax: +39.02.70048578  
E-mail: [ipc2011@aimgroup.eu](mailto:ipc2011@aimgroup.eu)

#### Sponsorship Management

AIM Group International (Milan Office)  
Via G. Ripamonti 129  
20141 Milan (Italy)  
Phone: +39.02.566011  
Fax: +39.02.70048578  
E-mail: [ipc2011@aimgroup.eu](mailto:ipc2011@aimgroup.eu)

#### Travel Agency

AIM Group International (Milan Office)  
Via G. Ripamonti 129  
20141 Milan (Italy)  
Phone: +39.02.566011  
Fax: +39.02.56609043  
E-mail: [ipc2011.hotel@aimgroup.eu](mailto:ipc2011.hotel@aimgroup.eu)

#### Congress Venue

Milan Marriott Hotel  
Via Washington, 66  
20146 Milan (Italy)  
Phone: +39 02 48521  
Fax: +39 02 48529046  
[www.marriott.com/hotels/travel/milit-milan-marriott-hotel/](http://www.marriott.com/hotels/travel/milit-milan-marriott-hotel/)

## CONGENITAL CARDIOLOGY TODAY

© 2011 by Congenital Cardiology Today  
ISSN: 1544-7787 (print); 1544-0499 (online).  
Published monthly. All rights reserved.

### Headquarters

Congenital Cardiology Today  
824 Elmcroft Blvd., Ste. M  
Rockville, MD 20850 USA

### Publishing Management

Tony Carlson, *Founder & Editor*  
[TCarlsonmd@mac.com](mailto:TCarlsonmd@mac.com)  
Richard Koulbanis, *Publisher & Editor-in-Chief*  
[RichardK@CCT.bz](mailto:RichardK@CCT.bz)  
John W. Moore, MD, MPH, *Medical Editor/*  
*Editorial Board*  
[JMoore@RCHSD.org](mailto:JMoore@RCHSD.org)

### Editorial Board

Teiji Akagi, MD  
Zohair Al Halees, MD  
Mazeni Alwi, MD  
Felix Berger, MD  
Fadi Bitar, MD  
Jacek Bialkowski, MD  
Philipp Bonhoeffer, MD  
Mario Carminati, MD  
Anthony C. Chang, MD, MBA  
John P. Cheatham, MD  
Bharat Dalvi, MD, MBBS, DM  
Horacio Faella, MD  
Yun-Ching Fu, MD  
Felipe Heusser, MD  
Ziyad M. Hijazi, MD, MPH  
Ralf Holzer, MD  
Marshall Jacobs, MD  
R. Krishna Kumar, MD, DM, MBBS  
Gerald Ross Marx, MD  
Tarek S. Momenah, MBBS, DCH  
Toshio Nakanishi, MD, PhD  
Carlos A. C. Pedra, MD  
Daniel Penny, MD  
James C. Perry, MD  
P. Syamasundar Rao, MD  
Shakeel A. Qureshi, MD  
Andrew Redington, MD  
Carlos E. Ruiz, MD, PhD  
Girish S. Shirali, MD  
Horst Sievert, MD  
Hideshi Tomita, MD  
Gil Wernovsky, MD  
Zhuoming Xu, MD, PhD  
William C. L. Yip, MD  
Carlos Zabal, MD

### FREE Subscription

Congenital Cardiology Today is available free to qualified professionals worldwide in pediatric and congenital cardiology. International editions available in electronic PDF file only; North American edition available in print. Send an email to: [SUBS@CCT.bz](mailto:SUBS@CCT.bz). Include your name, title, organization, address, phone and email.

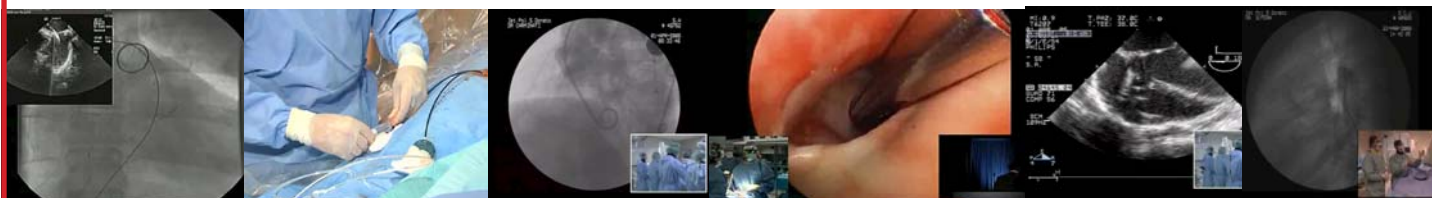
### Contacts and Other Information

For detailed information on author submission, sponsorships, editorial, production and sales contact, current and back issues, see website or send an email to:

[INFO@CCT.bz](mailto:INFO@CCT.bz).

# Watch Videos of More than 80 CHD Live Cases at [www.CHDVideo.com](http://www.CHDVideo.com)

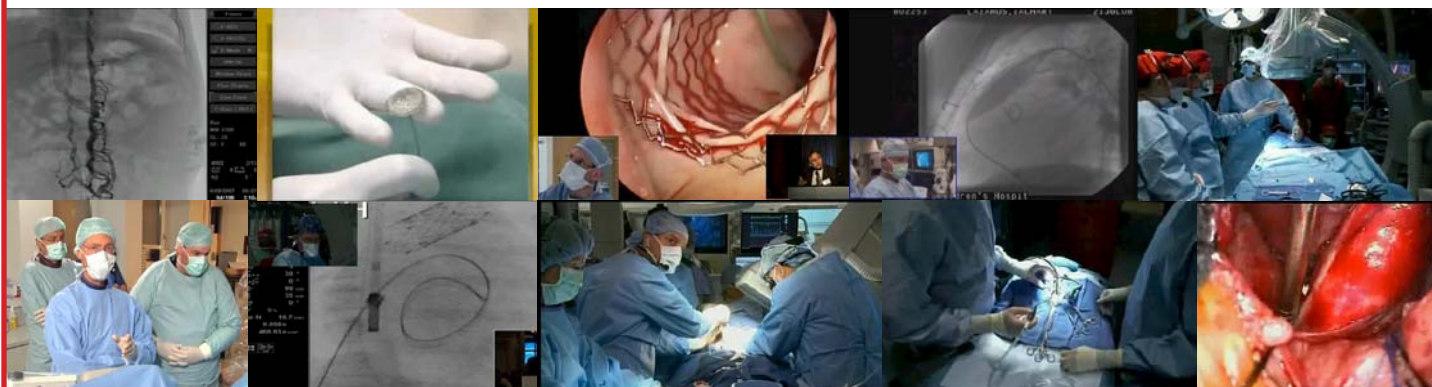
*Performed by World-Renowned Physicians at International Centers*



- Percutaneous Pulmonary Valve Implantation
- Pulmonary Artery Rehabilitation
- Device Closure is Safe & Should be Continued
- Catheter Management in the Neonate
- Duct Dependent Lesions: Stent vs. Shunt
- Intervention in the Immediate Post-op Period
- The Edwards Valve
- Percutaneous Closure of the VSD
- Transcatheter Implant of a Melody Valve Watch - VSD Closure
- Covered Stent to Eliminate Fontan Baffle Leak & Stenosis
- Native Coarctation of Aorta - Stent Implantation
- Pulmonary Artery Flow Restrictors
- Transcatheter Valve
- Intra-operative PA Stent
- Periventricular Muscular VSD Device Closure
- Closure of Septal Defect Using Real Time 3D Echo Guidance
- Periventricular Membranous VSD
- Hybrid Stage I Palliation for HLHS PA Bands and PSA Stent
- Intraoperative Aortic Stent for CoA
- Intraoperative LPA Stent Using Endoscopic Guidance
- Creation of ASD after PA Bands & PDA Stent for HLHS in a Premie
- Periventricular Implant of Edwards Valve Stent in the Pulmonary Position
- Closure of Septal Defect Using Real Time 3D Echo Guidance
- High Frequency Ultrasound Creation of ASD
- PmVSD Closure
- Hybrid Stage I Palliation for Complex Single Ventricle in a 1.4 kg Neonate
- Transcatheter Implantation of Implantable Melody Valve
- Perimembranous VSD Closure with Amplatzer Membranous VSD Occluder
- Stent RPA, Pre-Stent Conduit & Melody Valve Implant
- Transeptal LHC Assessment of Residual Coarctation
- Coarctation Stenting Using a Covered CP Stent
- Closure of ASD Under ICE Guidance
- PFO Closure
- Transcatheter Closure of Atrial Septal Defect (ASD)
- Closure of ASD under TEE Guidance
- Transcatheter Closure of Moderate PDA
- Pulmonary Angioplasty
- Hybrid Stage Palliation
- ADO or MVSD Closure of PDA
- VSD Closure Using a PDA Device
- Balloon Pulmonary Valvuloplasty
- Coil or Vascular Plug II closure of Coronary Fistula
- Device Closure of ASD
- Stent Placement Across Recurrent Coarctation
- Stenting RVOT on 7-day Old Newborn
- Transfemoral AVR for AS
- ASD Closure with Septal Occluder
- Stenting of Coarctation of Aorta
- Transapical AVR for Aorta Stenosis
- and more....

Presented by **CONGENITAL CARDIOLOGY TODAY**  
and courtesy of the following International symposiums:

CSI ■ ISHAC ■ PICS ~AICS ■ Workshop IPC



**CONGENITAL CARDIOLOGY TODAY**

[www.CHDVideo.com](http://www.CHDVideo.com)