



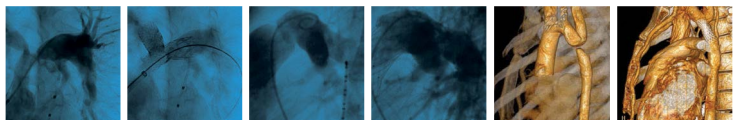
PICS Society



Symposium 2022



**SEPT 7-10
CHICAGO
MARRIOTT
DOWNTOWN**



Published by



**CONGENITAL
CARDIOLOGY
TODAY**

STRUCTURAL SOLUTIONS THAT MAKE HEARTS WHOLE

NEW PICCOLO 3-YEAR FOLLOW-UP DATA NOW AVAILABLE

The only PDA closure device specifically designed and indicated for premature infants, so they can continue to grow and flourish.



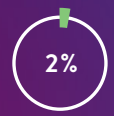
IMPLANT SUCCESS¹
99.0% for patients \leq 2kg
92.0% for patients $>$ 2kg



3-YEAR SURVIVAL²
No deaths were directly attributed to the procedure or device itself.



EFFECTIVE CLOSURE²
At 3-year follow-up
Only IDE patients included a 3 year echo.



DEVICE-RELATED ADVERSE EVENTS²
At 3-year follow-up



Table of Contents

- 4 The PICS Society
- 9 Accreditation
- 10 Acknowledgements
- 12 Guest Faculty
- 13 Course Directors
- 16 Hotel Floor Plan
- 24 Exhibitor Information & Floor Plan
- 26 Daily Program

CCT Appreciates the Support of the Pocket Guide Sponsors



See Important Safety Information at Abbott booth.

Illustrations are artist's representations only and should not be considered as engineering drawings or photographs. Photo(s) on file at Abbott.

Abbott

3200 Lakeside Dr., Santa Clara, CA 95054 USA. Tel: 1.800.227.9902, www.structuralheart.abbott

¹ Indicates a trademark of the Abbott group of companies.

© 2022 Abbott. All Rights Reserved. MAT-2209273 v1.0 | Item approved for U.S. use only.

1. Sathanandam SK, Gutfinger D, O'Brien L, et al. Amplatzer Piccolo Occluder clinical trial for percutaneous closure of the patent ductus arteriosus in patients \geq 700 grams. Catheter Cardiovasc Interv. 2020;1-11

2. Zahn, E. The Amplatzer Piccolo™ (ADO11AS) U.S. Clinical Trial 3-Year Follow-up Report. Presented at: CSI Frankfurt; June 22-25, 2022.

PICS Society

On behalf of our Board, our volunteer committees and our growing global membership, we are honored to introduce the PICS Society, the professional society devoted solely to specialists in minimally invasive treatment of Congenital Heart Disease (CHD). We represent the collective voice of physicians, nurses and technologists in our growing field. We foster the highest quality of care by connecting our community and learning from one another. Join us and strengthen our voice!

Our Vision

Envision a world where anyone who can benefit from minimally invasive techniques to treat CHD can access safe, effective care.

Our Mission

We promote the highest quality care globally for infants, children and adults with CHD through minimally invasive techniques. We partner to further knowledge and skills of all involved, fostering research, education and advocacy on behalf of you and the patients we are privileged to treat.

Background and History

We have a new name (and a new logo) but our history runs deep. Since 1997 The PICS Foundation has held the annual Pediatric & Adult Interventional Cardiac Symposium. The symposium has a 25 year history of excellence in education for physicians, nurses and technologists in our field. Each year the PICS symposium focuses on the newest technologies, teaching via live cases, dealing with (& avoiding) challenges, tried-and-true refreshers and much more. The PICS symposium will continue as best-in-class in the years to come.

2020 - Transformation and Growth

In recent years, many reached out to Symposium organizers recommending we create our own medical professional society devoted exclusively to our unique specialty. Common threads emerged, which quickly became the core values of our new professional organization, The PICS Society.

- Our perspective is truly international.
- Our leadership represents many nations.
- Our commitment is to the highest quality care.
- Rigorous, high standards for membership are key.
- Education is year-round, available anytime.
- We lead in developing clinical guidelines.
- We pursue universal advocacy principles.
- We partner with national societies to pursue shared goals.
- We take pride in working with our industry partners.
- We commit to mentoring the next generation of clinicians.

PICS Society

- We will ensure The PICS Symposium continues best in the field.
- We will be very affordable to all who wish to join us.

Representative Activities

Adult Congenital Heart Disease

With the expanded armamentarium for interventional treatment of CHD, so too has the patient spectrum increased to include adults of all ages. This Committee coordinates education, guidelines, advocacy, early career, quality & industry engagement in Adult CHD (led by Drs. Jamil Aboulhosn, Eric Horlick and Lars Sondergaard).

Early Career Development

Our second annual Fellows & Early Career Course will be the premier such program for the next generation of CHD interventionalists. It is the first global program for the next generation of CHD interventionalists. We are engaging future leaders to learn, grow & lead (Drs. Aimee Armstrong, Darren Berman, Gianfranco Butera, Vivian Dimas and Dan Gruenstein).

Nurses, Technologists & Other Medical Professionals

Our commitment to engage the entire care team in all we do is vital. We also are engaging with professional societies in allied disciplines (Dr. Sharon Cheatham, Ms. Kathleen Nolan and Ms. Emily Kish).

Advocacy

Patients who can be helped should not be barred from treatment due to non-medical issues. We will engage relentlessly with policymakers and payors in pursuit of that goal (Drs. John Cheatham, Hideshi Tomita and Cliff Kavinsky).

Industry Relations

Thanks to decades of partnership between physicians and innovative companies, our ability to treat CHD has advanced exponentially. The PICS Society is proud of those partnerships on behalf of the patients we all serve (Drs. Evan Zahn, Tom Forbes and Gregor Krings).

PICS Annual Scientific Symposium

We look forward to welcoming everyone from around the globe in-person September 2022 at the Marriott Downtown in Chicago, Illinois.

Quality Improvement

Chaired by Dr. Ralf Holzer, we are leading the development of a major clinical document, "Standards for Cardiac Catheterization of Pediatric Patients & Patients with CHD" in partnership with six other societies, the first global comprehensive guideline for

Visit the IAC in **Booth 308**

Achieve the True Mark of **Excellence in Patient Care** for Your Facility with IAC



IAC's seal of approval verifies the quality your patients deserve. By earning IAC accreditation, you are showing referring physicians, patients and insurers that your facility has undergone a rigorous evaluation, has been found to be in compliance with industry standards and is committed to continuous quality improvement.

Learn more at intersocietal.org/programs.

IAC

Diagnostic Imaging Accreditation

Vascular Testing . Echocardiography
Nuclear/PET . MRI . CT / Dental CT

Vascular and Cardiac Interventional Accreditation

Carotid Stenting . Cardiac Electrophysiology
Vein Center . Cardiovascular Catheterization

Improving health care through accreditation® | intersocietal.org | 800.838.2110

New to IAC!

Deep Venous Intervention . Hemodialysis Access Intervention . Peripheral Arterial Intervention
Perioperative Transesophageal Echocardiography . Adult Congenital Transthoracic Echocardiography

PICS Society

quality in our field. Many more Q.I. initiatives are in the queue (Drs. Ralf Holzer, Lisa Bergersen and John Thomson).

Evidence / Documents / Guidelines

The need is urgent. While other societies have produced excellent documents that address this in part, until now no international organization has focused solely on standards of care in our field. We are changing that (Drs. Doff McElhinney, Peter Ewert and Athar Qureshi).

Professional Education

With the evolution of The Foundation to become The PICS Society, we are expanding educational offerings: Master Class webinars and fellows-in-training courses; more are planned (Drs. Dan Levi, Teiji Akagi and Tom Jones).

PICS Society Leadership



ZIYAD M. HIJAZI, MD, MPH, FPICS

President
Doha, Qatar



DAMIEN KENNY, MD, FPICS

Vice President
Dublin, Ireland



LEE BENSON, MD, FPICS

Board Member
Toronto, Canada




MARIO CARMINATI, MD, FPICS

Board Member
Milan, Italy



BHARAT DALVI, MD, DM, FPICS

Board Member
Mumbai, India



JACQUELINE KREUTZER, MD, FPICS

Board Member
Pittsburgh, Pennsylvania USA



CARLOS PEDRA, MD, PHD, FPICS

Board Member
Sao Paulo, Brazil

SAVE THE DATE
2023



Join the

PICS Society

AUG 27–SEPT 1, 2023

at the

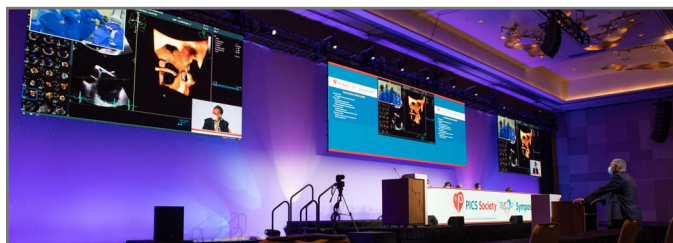


*8th World Congress of
Pediatric Cardiology
and Cardiac Surgery*

WASHINGTON, D.C.

Accreditation

Please refer to the Meeting App and the PICS website for more information about CME/CNE/ASRT credits and learning objectives.



Acknowledgements

The PICS Society wishes to gratefully thank the following exhibitors for their support of this year's program:

Platinum

Abbott
Edwards Lifesciences
GORE
Medtronic Inc.
NuMED For Children
Occlutech
Siemens Healthineers

Gold

B. Braun Interventional Systems Inc.
Philips

Silver

Venus Medtech

Bronze

Bardy Diagnostics, Inc., A Hillrom/Baxter Co.
Baylis Medical Technologies, Inc.
Baylis Medical/Boston Scientific
Bentley
Cook Medical
Intersocietal Accreditation Commission
Lifetech Scientific
Penumbra, Inc.
pfm Medical
Realize Medical Inc.
Renata Medical
Scientific Software Solutions
Sidra Medicine
Texas Children's Hospital

Acknowledgements

The PICS Society wishes to gratefully thank the following for their support of this year's program via unrestricted educational grants:

Educational Grants

Abbott
B. Braun Interventional Systems Inc.
Canon Medical Systems Usa, Inc.
Edwards Lifesciences
GORE
Lifetech Scientific
Medtronic Inc.
Nano4imaging
NuMED For Children
Siemens Healthineers
Venus Medtech

PICS Also Thanks

Congenital Cardiology Today
DocMatter
CCISC

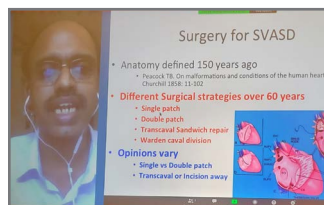
2022 Live Case Centers

Advocate Children's Hospital
Oak Lawn, Illinois, USA
Ain Shams University
Cairo, Egypt
Lurie Children's Hospital
Chicago, Illinois, USA
Mayo Clinic
Rochester, Minnesota, USA
Nationwide Children's Hospital
Columbus, Ohio, USA
Toronto General Hospital
Toronto, Canada
Rush University Medical Center
Chicago, Illinois, USA
Sidra Medicine
Doha, Qatar

Guest Faculty

Jamil Aboulhosn, MD
 Varun Aggarwal, MD
 Daniel Aguirre, MD
 Curtis Alford, NP
 Wail Alkashkari, MD
 Hesham Al-Saloos, MD
 Mazeni Alwi, MD
 Zahid Amin, MD
 Jeremy Asnes, MD
 Emile Bacha, MD
 David Balzer, MD
 Christopher Bauer, MD
 Lee Benson, MD
 Darren Berman, MD
 Martin Bocks, MD
 Brian Boe, MD
 Sharon Borik Chiger, MD
 Younes Boudjemline, MD
 Elchanan Bruckheimer, MD
 Ryan Callahan, MD
 Massimo Caputo, MD
 Mario Carminati, MD


Craig Fleishman, MD
 Simone Fontes, MD
 Thomas Forbes, MD
 Alain Fraisse, MD
 Mark Galantowicz, MD
 Francisco Garay, MD
 Stanimir Georgiev, MD
 Marc Gewillig, MD
 Olivier Ghez, MD
 Andrew Glatz, MD
 Bryan Goldstein, MD
 Brent Gordon, MD
 Srinath Gowda, MD
 Gurumurthy Hiremath, MD
 Eric Horlick, MD
 Nicole Ibrahim, MD
 Michel Ilbawi, MD
 Alexander Javois, MD
 Henri Justino, MD
 Sunjay Kaushal, MD
 Seong Ho Kim, MD
 Terry King, MD
 Emily Kish, RN
 Adam Kolesnik, MD
 Christian Kreutzer, MD
 Jacqueline Kreutzer, MD
 Shelby Kutty, MD
 Robert Lederman, MD
 Scott Lim, MD
 Norm Linsky
 Petru Liuba, MD
 Gur Mainzer, MD
 Kiran Mallula, MD
 Jose Luis Martinez-Zunzunegui, MD
 Nicola Maschietto, MD
 Eimear McGovern, MD
 Sophie Milani, MD
 Joaquim Miro MD
 Mirella Molenschot, MD
 John Moore, MD
 Phillip Moore, MD
 Gareth Morgan, MD
 Brian Morray, MD
 Joshua Murphy, MD
 Rachel Neubrander, MD
 Alan Nugent, MD



Ahmet Celebi, MD
 Sharon Cheatham, PhD, APN
 Jae Young Choi, MD
 Matthew Crystal, MD
 Bharat Dalvi, MD
 Jeff Delaney, MD
 Karim Diab, MD
 Vivian Dimas, MD
 Yoav Dori, MD
 Russell D'Sa
 Andrew Durward, MD
 Makram Ebeid, MD
 Ali El-Halabi, MD
 Howaida El-Said, MD
 Maiy El-Sayed, MD
 Horacio Faella, MD
 Thomas Fagan, MD

Guest Faculty

David Nykanen MD
 Mark Osten, MD
 Marco Papa, MD
 Alejandro Peirone, MD
 Lynn Peng, MD
 Christopher Petit, MD
 Worakan Promphan, MD



Brian Quinn, MD
 Athar Qureshi, MD
 Shakeel Qureshi, MD
 Surren Reddy, MD
 Rizwan Rehman, MD
 Philip Roberts, MD
 Jonathan Rome, MD
 Raul Rossi, MD
 Arash Salavitarab, MD
 Levent Saltik, MD
 Hasri Samion, MD
 Juan Pablo Sandoval, MD
 Shyam Sathanandam, MD
 Mike Seckeler, MD
 Shabana Shahanavaz, MD
 Horst Sievert, MD
 Sanjay Sinha, MD
 K Sivakumar, MD
 Christopher Smith, MD
 Hussam Suradi, MD
 Nathan Taggart, MD
 John Thomson, MD
 Do Nguyen Tin, MD
 Catherine Tomasulo, MD
 Hideshi Tomita, MD
 Alejandro Torres, MD
 George Van Hare, MD
 Robert Vincent, MD
 Luca Vricella, MD
 Kevin Walsh, MD
 Howard Weber, MD
 Jenny Zablah, MD
 Jeff Zampi, MD

Course Directors

Directors

Ziyad Hijazi, MD
 John Cheatham, MD
 Thomas Jones, MD
 Damien Kenny, MD
 Carlos Pedra, MD
 Evan Zahn, MD

Co-Directors

Aimee Armstrong, MD
 Darren Berman, MD
 Gianfranco Butera, MD
 Allison Cabalka, MD
 John Carroll, MD
 Vivian Dimas, MD
 Matt Gillespie, MD
 Ralf Holzer, MD
 Frank Ing, MD
 Cliff Kavisnky, MD
 Gregor Krings, MD
 Dan Levi, MD
 Gejun Zhang, MD

Director Emeritus

William Hellenbrand, MD



Program Directory 2022-2023

Published Mid-August

Leading Interventional Cardiology from Fetal to Adult.

Interventional cardiology at Nationwide Children's Hospital is an internationally recognized program where quality and safety are held to the highest standard. Here, exceptional outcomes are a top priority. And where world-renowned experts are training tomorrow's leaders.

Our Interventional Cardiology Program offers:

- A full spectrum of diagnostic and interventional cardiac catheterization procedures
- State-of-the-art technology including two custom-built Hybrid Cardiac Catheterization Suites and a Hybrid Operating Suite
- Pioneering research, treatments and first-in-human procedures for patients across the globe

Learn more at
NationwideChildrens.org/Heart



* Based on CHA survey of utilization and financial indicators



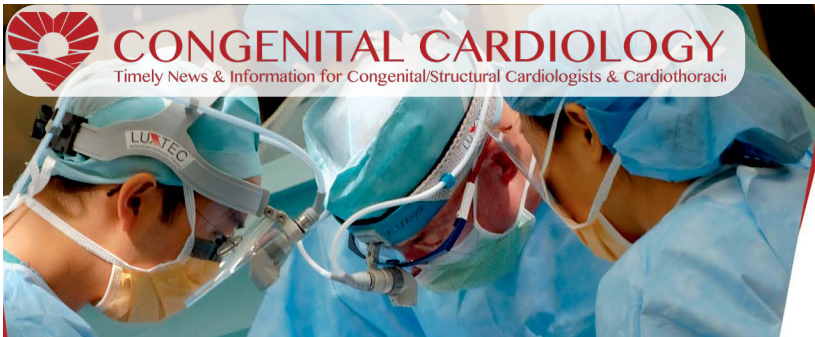
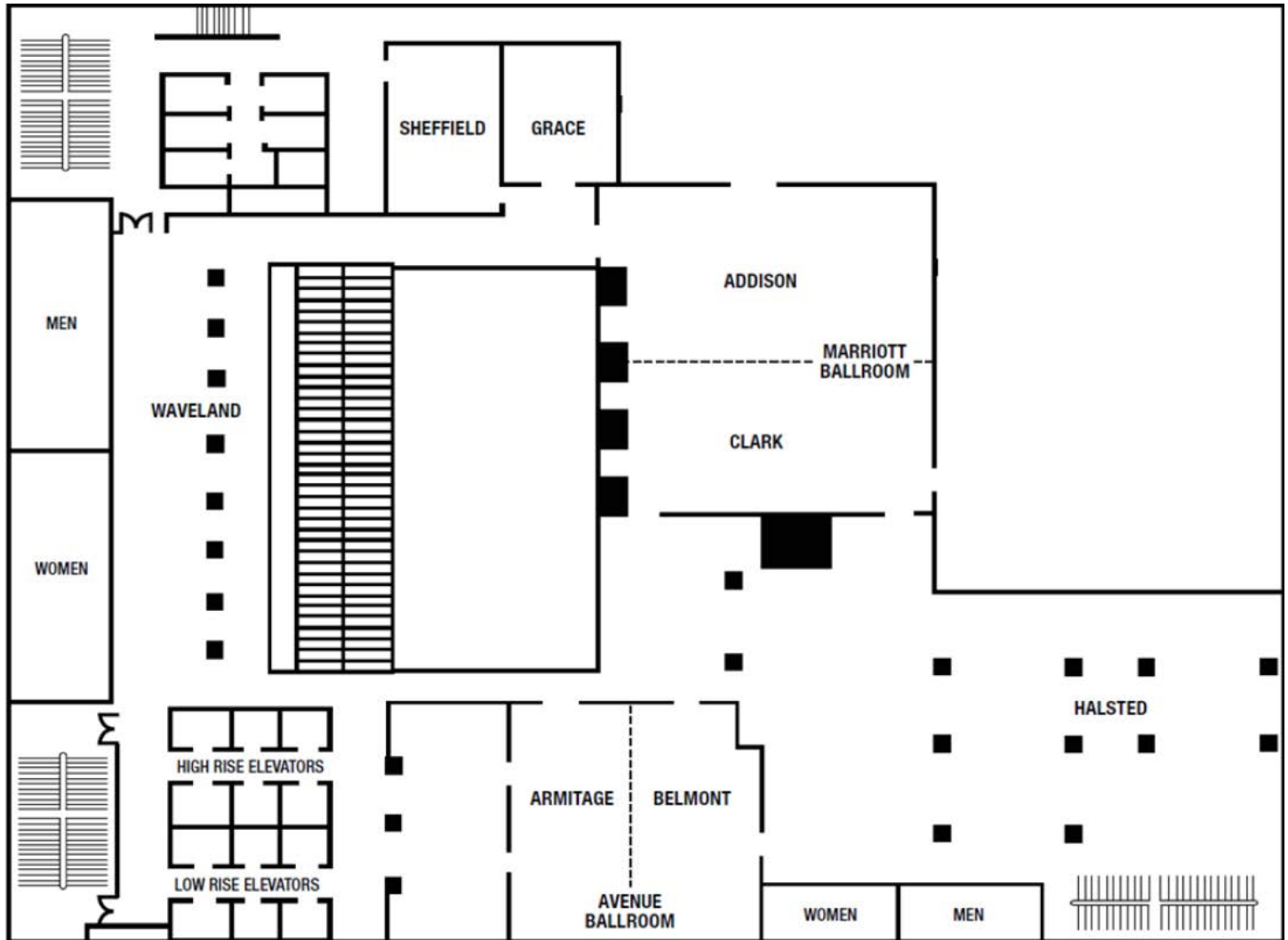
NATIONWIDE CHILDREN'S
When your child needs a hospital, everything matters.

- Congenital & Pediatric Cardiac Care Providers in North America
- **Hard copies are available at CCT's booth #209 at PICS**
- Contact information for Chief of Pediatric Cardiology & Fellowship Director
- Lists Pediatric Cardiologists & Cardiothoracic Surgeons
- Lists Pediatric Cardiology Fellowships
- Distributed to Division Chiefs by mail
- Electronic version available on CCT's website:
CongenitalCardiologyToday.com

Hotel Floor Plan

Hotel Floor Plan

4th Floor



Recruitment Advertising

- ✓ In print and electronic monthly issue
- ✓ On our website
- ✓ In monthly Email Blast
- ✓ No cost for CCT to create the ad
- ✓ Multiple sizes available

Hotel Floor Plan

Hotel Floor Plan

5th Floor





BELIEVE IN BIG FUTURES.

We share your commitment
to pediatric and congenital
interventional care.

B. Braun Interventional Systems Inc. | Part of the B. Braun Group of Companies
Bethlehem, PA 18018 | USA | Tel 877-836-2228 | Fax 610-849-1334
www.bisusa.com

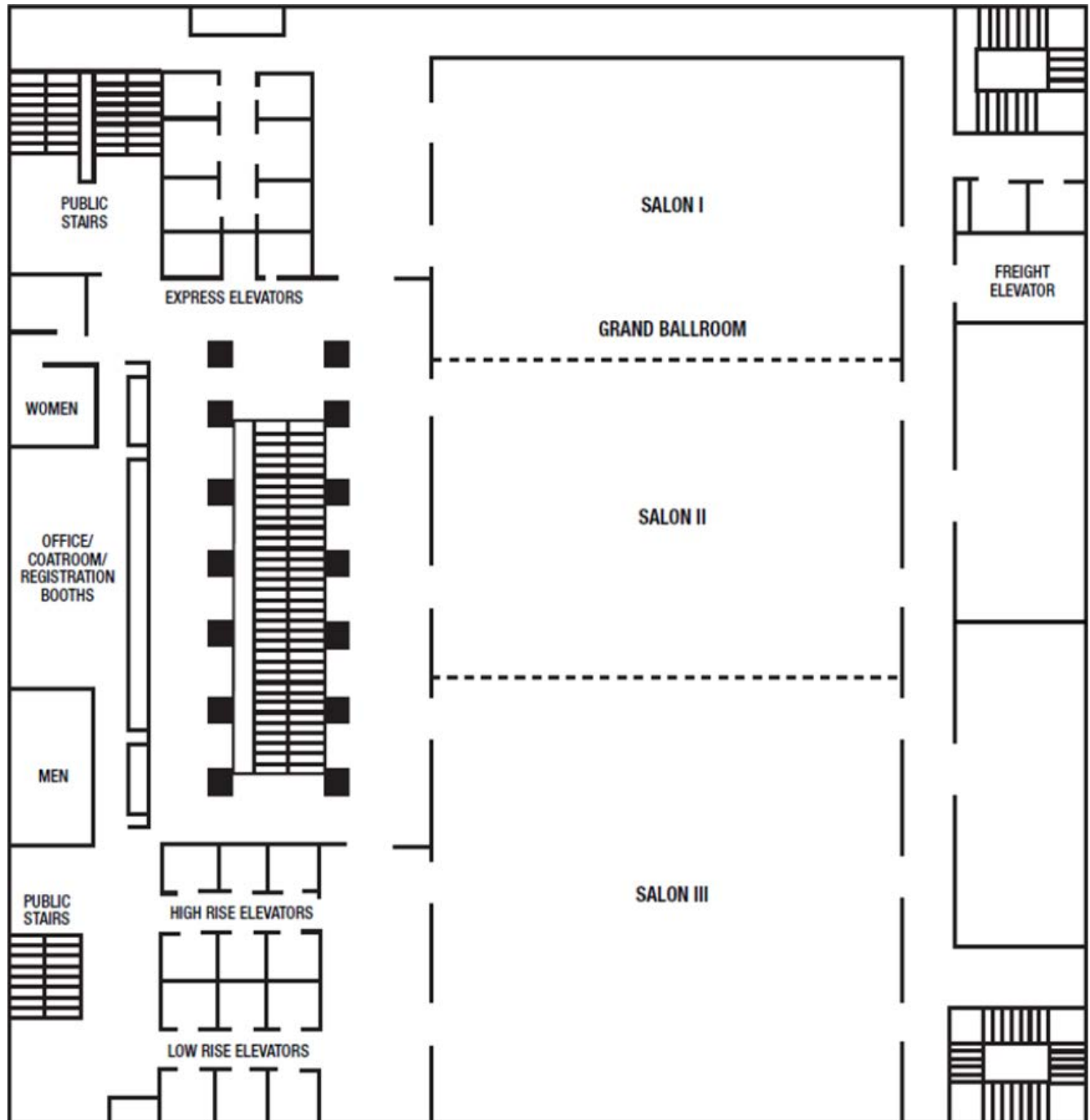
Rx Only
©2022 B. Braun Interventional Systems Inc.



Hotel Floor Plan

Hotel Floor Plan

7th Floor

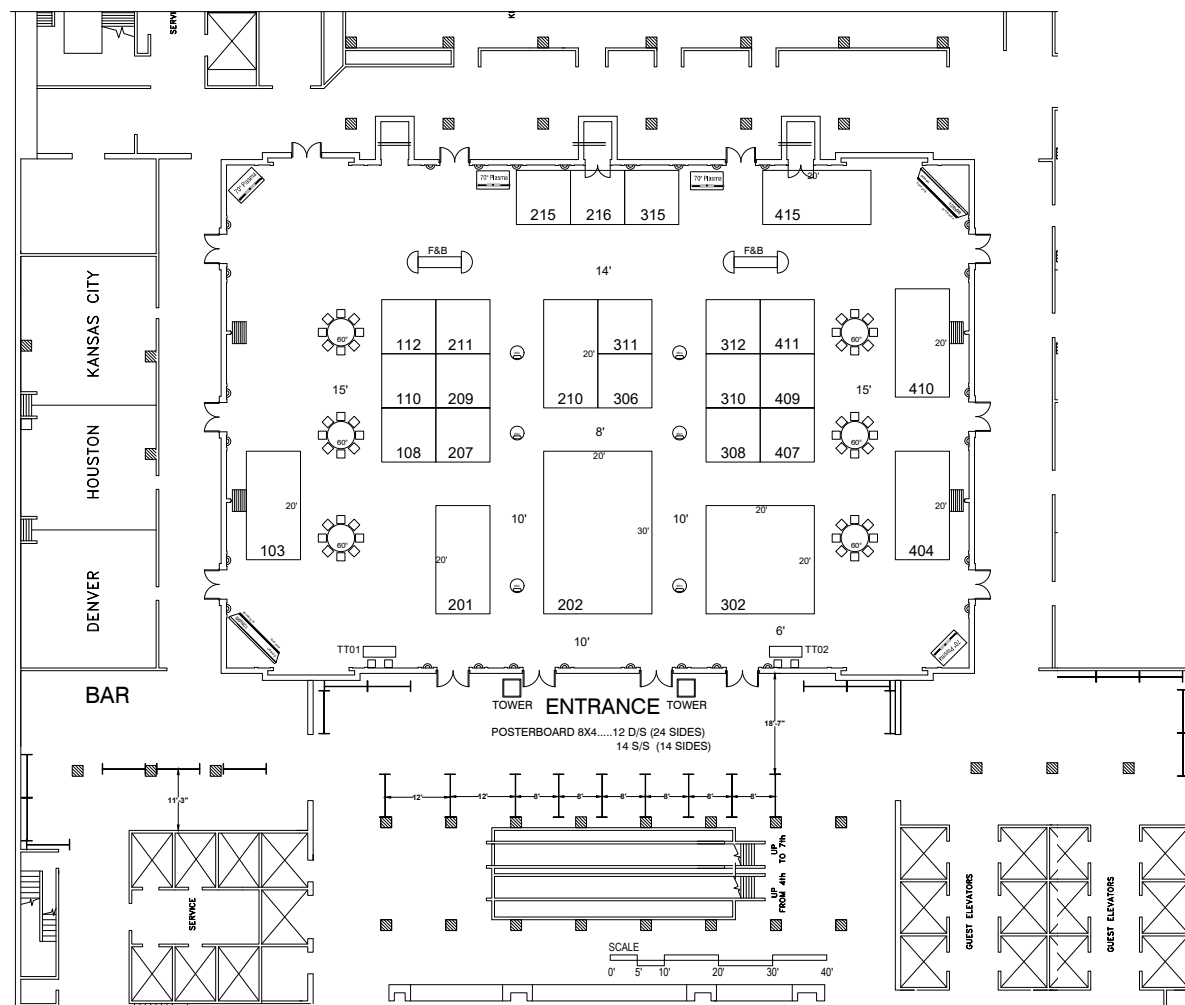


Exhibitor Information

Abbott	210	Bentley	207
Bardy Diagnostics, Inc., a Hillrom/Baxter Co.	310	Congenital Cardiology Today	209
Baylis Medical Technologies, Inc.	216	Cook Medical	215
Baylis Medical/Boston Scientific	315	Edwards Lifesciences	202
B. Braun Interventional Systems	410	GORE	201
		Intersocietal Accreditation Commission	308

Exhibitor Floor Plan

Lifetech Scientific	409	Realize Medical Inc.	407
Medtronic	302	Renata Medical	311
NuMED For Children	415	Scientific Software Solutions	211
Occlutech	404	Sidra Medicine	110
Penumbra, Inc.	312	Siemens Healthineers	103
pfm Medical	108	Texas Children's Hospital	306
Philips Healthcare	411	Venus Medtech	301



Daily Program

Tuesday, September 6th

4:00-7:00pm **Registration Open**
Registration Desk, 7th Floor

Wednesday, September 7th

6:45am-6:00pm **Registration Open**
Registration Desk, 7th Floor

6:45-8:15am **Breakfast Available**
Grand Ballroom Foyer, 7th Floor

7:00am-7:00pm **Poster Abstracts**
Chicago Ballroom Foyer, 5th Floor

8:00-8:15am **Welcome** – Ziyad M. Hijazi
Grand Ballroom Foyer, 7th Floor

8:15-10:30am **Live Case Session #1**
Moderators: Damien Kenny & Ziyad M. Hijazi
Panelists: Horacio Faella, Jeff Zampi,
Emile Bacha, Shabana Shahanavaz,
Brian Boe & Hasri Samion
Live Case Sites
Sidra Medicine, Doha, Qatar
Ain Shams University, Cairo, Egypt
Toronto General Hospital, Toronto, Canada

10:30-10:45am **Coffee** – Grand Ballroom Foyer, 7th Floor

10:45am-12:45pm **Live Case Session #2**
Moderators: Allison Cabalka & John Cheatham
Panelists: Ahmet Celebi, Raul Rossi,
Robert Vincent, Lynn Peng, Michel Ilbawi,
Vivian Dimas & Ali El-Halabi
Live Case Sites
Sidra Medicine, Doha, Qatar
Ain Shams University, Cairo, Egypt
Toronto General Hospital, Toronto, Canada

12:45-1:30pm **Lunch Available**
Grand Ballroom Foyer, 7th Floor

1:00-1:45pm **Lunchtime Taped Cases**
General Session – Grand Ballroom, 7th Floor
Moderators: Phil Roberts & Henri Justino

1:00-1:15pm **Taped Case** – Hideshi Tomita via ZOOM

1:16-1:31pm **Taped Case** – Scott Lim



Daily Program

2:00-4:00pm **Advanced 3D Imaging**
General Session – Grand Ballroom, 7th Floor
Moderators: Gregor Krings & Aimee Armstrong

2:00-2:15pm **After A Decade of 3DRA, What's New?**
Mirella Molenschot

2:16-2:31pm **CT Image Guidance for Transthoracic Pulmonary Vein Recanalization**
Henri Justino

2:32-2:47pm **How I Use My Single Plane Lab, Taped Case**
Jeff Delaney

2:48-3:03pm **How I Integrate CT Into My Interventions**
Jenny Zablah

3:04-3:19pm **Mass Shift in the Chest, Taped Case**
Gregor Krings

3:20-3:35pm **Extended Reality: Today and Beyond**
Arash Salavitarab

3:36-4:00pm **Discussion**
Hands-On 3DRA Post-Processing Workstations and Instruction Available Throughout the Meeting
Canon – Los Angeles Conference Room, 5th Floor
Philips – Miami Conference Room, 5th Floor
Siemens – Siemens Booth #103, Exhibit Hall, 5th Floor

2:00-4:00pm **Things We Have Always Wanted In Our Toolbox That May Actually Almost Be Here...**
Breakout Session – Marriott Ballroom, 4th Floor
Moderators: Evan Zahn & Nicole Ibrahim

2:00-2:15pm **Pedialstent Bioabsorbable Infant Stent**
Dan Levi

2:16-2:31pm **Bespoke PDA Stent** – Lynn Peng

2:32-2:47pm **Minima Growth Stent** – Evan Zahn

2:48-3:03pm **Surgical Pulmonary Valve Designed to be Expanded Over a Lifetime**
Mark Galantowicz (implanted first-in-human)

3:04-3:19pm **Transcatheter Glenn – Case Presentation**
Stanimir Georgiev

3:20-3:35pm **Why Physicians Should Pay Attention to Labeling** – George Van Hare

3:36-3:51pm **Regulatory Considerations for New Technologies** – Rachel Neubrandner

4:00-4:30pm **Coffee** – Grand Ballroom Foyer, 7th Floor


4:30-6:00pm **Oral Abstract Presentation**
Room 1 – Grand Ballroom, 7th Floor
Moderators: Mazeni Alwi, John Cheatham
Room 2 – Avenue Ballroom, 4th Floor
Moderators: Howaida El-Said & Alejandro Peirone
Room 3 – Marriott Ballroom, 4th Floor
Moderators: Terry King & Jacqueline Kreutzer

6:00-8:00pm **Welcome Reception**
Chicago Ballroom, 5th Floor
Exhibit Hall Opens

Daily Program

Thursday, September 8th

- 6:45am-6:00pm Registration Open**
Registration Desk, 7th Floor
- 6:45-8:15am Breakfast Available**
Exhibit Hall – Chicago Ballroom, 5th Floor
- 6:45-7:45am Moderated Poster Abstracts**
Chicago Ballroom Foyer, 5th Floor
Vivian Dimas & Sharon Cheatham
Makram Ebeid & Olivier Ghez
- 6:45am-6:00pm Poster Abstracts**
Chicago Ballroom Foyer, 5th Floor
- 8:00-8:15am Morning Session – Grand Ballroom, 7th Floor**
Update on Live Cases 2021
Gurumurthy Hiremath
- 8:15-10:30am Live Case Session #1**
Moderators: Carlos Pedra & Aimee Armstrong
Panelists: Emile Bacha, Jenny Zablah,
Matt Crystal, Dave Balzer, Zahid Amin &
Kiran Mallula
Live Case Sites
Rush University Medical Center, Chicago, IL
Lurie Children's Hospital, Chicago, IL
Advocate Children's Hospital, Oak Lawn, IL
- 10:30-10:45am World Congress 2023 Announcement**
Grand Ballroom, 7th Floor
David Cooper
- 10:30-11:00am Coffee – Exhibit Hall**
Chicago Ballroom, 5th Floor
- 10:45am-12:45pm Live Case Session #2**
Moderators: Dan Levi & Jacqueline Kreutzer
Panelists: Martin Bocks, Olivier Ghez,
Ryan Callahan, Bharat Dalvi, Eimear McGovern &
Juan Pablo Sandoval
Live Case Sites
Rush University Medical Center, Chicago, IL
Lurie Children's Hospital, Chicago, IL
Advocate Children's Hospital, Oak Lawn, IL
- 12:45-1:30pm Lunch Available**
Chicago Ballroom, 5th Floor
- 1:00-2:00pm Industry Lunchtime Symposiums**
Medtronic – Avenue Ballroom, 4th Floor
Abbott – Marriott Ballroom, 4th Floor



- Longest prospective follow up study of TPVR
- 10-year freedom from:
 - All-cause mortality: 90%
 - Valve explant: 79%
 - Any re intervention: 55%
 - Melody valve dysfunction: 54%
 - Melody valve-related IE: 81% (annualized rate = 2.0% per patient-year*)

Daily Program



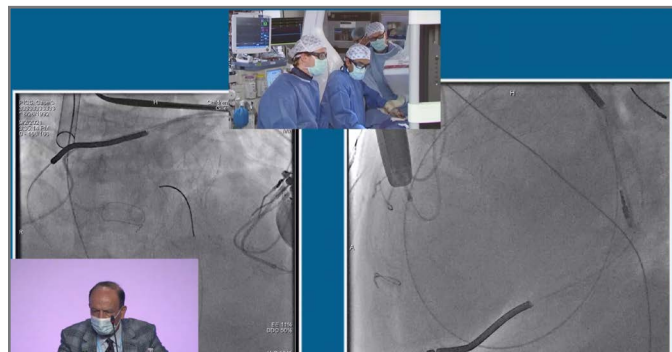
- 2:00-5:30pm Lymphatic Session**
General Session – Grand Ballroom, 7th Floor
Moderators: Christopher Smith, Sanjay Sinha &
Yoav Dori
- Physiology of the Lymphatic System and
Classification of Lymphatic Diseases (45min)**
- 2:00-2:15pm Anatomy and Physiology of the
Lymphatic System – Christoph Bauer**
- 2:16-2:31pm Imaging and Classification of
Lymphatic Disease – Gur Mainzer (recorded)**
- 2:32-2:47pm Role of Interventional Cardiologists in
Treating and Diagnosing Lymphatic
Disease – Yoav Dori**
- Pathophysiology and Treatment of Lymphatic
Disease – Lymphatic Disease in Patients With
Congenital Heart Disease**
- Overview of Diseases and Algorithms for Treatment**
- 2:48-3:03pm Chest (PB, CTX, pericardium) – Petru Liuba**
- 3:04-3:19pm Abdomen (PLE, ascites) – Adam Kolesnik**
- 3:20-3:35pm Multicompartment Diseases
Christopher Smith**
- Congenital and Other Acquired Lymphatic Disease**
- 3:36-3:51pm Primary Disorders (CCLA, KLA, GLA, GSD,
genetics) – Michael Seckeler**
- 3:52-4:07pm Secondary Disorders (prematurity, outlet
obstruction) – Catherine Tomasulo**
- Debate Topics**
- Thoracic Duct Decompression Surgical vs. Percutaneous**
- 4:08-4:18pm Surgical – Christian Kreutzer**
- 4:19-4:29pm Percutaneous – Jonathan Rome**
- TDE vs SLDE**
- 4:30-4:40pm TDE – Suren Reddy**
- 4:41-4:51pm SLDE – Sanjay Sinha**
- PLE Hepatic Approach vs Hepatic/Periduodenal**
- 4:52-5:02pm PLE Hepatic Approach – Marc Gewillig**
- 5:03-5:15pm PLE Hepatic/Periduodenal Approach
Christopher Smith**
- 5:15-5:30pm Discussion**

Daily Program

- 2:30-4:15pm** **Prevention is Better Than Cure – Avoiding Complications in the Cath Lab**
Breakout Session – Marriott Ballroom, 4th Floor
 Moderators: Ralf Holzer & Lee Benson
- 2:30-2:42pm** **The Outcome is Founded Before a Case: Case Selection Criteria, Pre-procedural Risk Scoring, Patient Preparation, and Case Huddles** – Ralf Holzer
- 2:43-2:55pm** **Risk Mitigation In Congenital Cardiac Cath: What We Can Do During a Procedure to Minimize AE and Improve Outcomes**
 Brian Quinn
- 2:56-3:08pm** **Balancing the Need For Training and Experience, With the Need to Minimize Potential Adverse Events** – Jonathan Rome
- 3:09-3:21pm** **The Interface Between Procedural Adverse Events and Procedural Efficacy: How to Avoid an Inverse Correlation**
 David Nykanen
- 3:22-3:34pm** **When the Interventionalist Needs Help: Considerations for Surgical and ECMO Backup** – Emile Bacha
- 3:35-3:47pm** **Low Hanging Fruit: What Has Been Proving to be Most Effective in Reducing Adverse Events in Resource Limited Environment?** – Bharat Dalvi
- 3:48-4:00pm** **Update on the International Congenital Catheter Laboratory Standards Guidelines Document** – Ralf Holzer

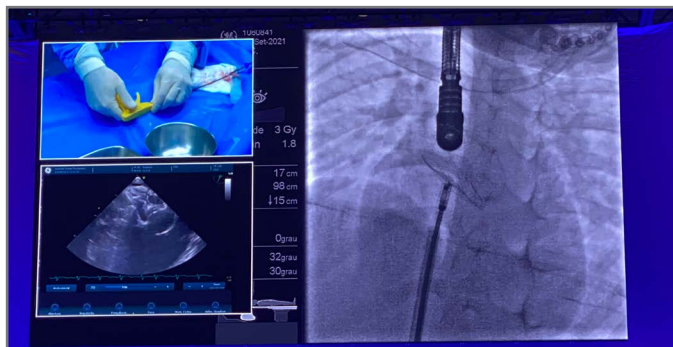


Daily Program



- 2:30-4:15pm** **PICES**
Breakout Session – Avenue Ballroom, 4th Floor
 Moderators: Brian Boe, Varun Aggarwal & Rizwan Rehman
Theme: "Un/less-familiar Territory" – Coronary Arterial Evaluation and Intervention
PICES Business Meeting: 25 min
 (Mentor Award, Elections Results)
Case Presenter 1: 15 min
 (10 min presentation, 5 min questions)
Case Presenter 2: 15 min
 (10 min presentation, 5 min questions)
Case Presenter 3: 15 min
 (10 min presentation, 5 min questions)
Invasive Evaluation of Coronary Arteries and Myocardial Bridges – Lynn Peng, 15 min
 (10 mins presentation, 5 min questions)
Diagnostic and Therapeutic Approaches to Coronary Arterial Fistulas – Srinath Gowda, 15 min
 (10 mins presentation, 5 min questions)
Coffee – Exhibit Hall
Chicago Ballroom, 5th Floor
- 4:00-4:30pm** **Nuances of Newly Approved Devices**
Breakout Session – Marriott Ballroom, 4th Floor
 Moderators: Doff McElhinney & Bryan Goldstein
- 4:15-4:27pm** **I Picked the Wrong Size Piccolo Device!**
 Joaquim Miro
- 4:28-4:40pm** **I Couldn't Get that Cardioform ASD Occluder to Sit, Until I...** – John Thomson
- 4:41-4:53pm** **My Most Challenging Harmony Cases**
 Matt Gillespie
- 4:54-5:06pm** **Maybe I Should Have Sent This SVASD to Surgery** – K. Sivakumar
- 5:07-5:19pm** **Decision Making in Alterra Cases**
 Shabana Shahanavaz
- 5:20-5:32pm** **What I've Learned During Venus Implants**
 Worakan Promphan
- 5:35-5:45pm** **Discussion**

Daily Program



- 4:15-5:45pm Spanish/Latin Session**
Breakout Session – Avenue Ballroom, 4th Floor
 Moderators: Carlos Pedra, Gianfranco Butera & Juan Pablo Sandoval
- 4:15-4:27pm Crazy Little Things Pre, Intra and Post Fetal Aortic Valvuloplasty** – Simone Pedra
- 4:28-4:40pm Don't try this at home! New Alternatives for PV Implantation** – Jose Zunzunegui
- 4:41-4:53pm Pulsta Valve - The Last or the Latest Tango?** Alejandro Peirone
- 4:54-5:04pm No Grief No More Bob! Strategies for Growth of the Right Heart in PS with IVS and Critical PS** – Henri Justino
- 5:05-5:17pm Petit Little Patients: PDA Closure On Premies < 1500 gr** – Sophie Milani
- 5:18-5:30pm Italy is Out of World Cup but You Can Still Be a Striker With the New Bentley Stent. European Registry Data for COA** Gianfranco Butera
- 5:31-5:43pm Don't Cry for Me Argentina: From Guillermo to Jackie. Intricacies of the Fontan Circulation!** – Jacqueline Kreutzer
- 6:00pm PICS Achievement Awards**
General Session – Grand Ballroom, 7th Floor

Daily Program

Friday, September 9th

- 6:45am-6:00pm Registration Open**
Registration Desk, 7th Floor
- 6:45-8:15am Breakfast Available**
Exhibit Hall – Chicago Ballroom, 5th Floor
- 6:45-7:45am Moderated Poster Abstracts**
Chicago Ballroom Foyer, 5th Floor
 Joshua Murphy & Bharat Dalvi
 Elchanan Bruckheimer & Joaquim Miro
- 6:45am-6:00pm Poster Abstracts**
Chicago Ballroom Foyer, 5th Floor
- Morning Session – Grand Ballroom, 7th Floor**
- 8:00-8:15am Update on the PICS Society** – Norm Linsky
- 8:15-10:30am Live Case Session #1**
 Moderators: Gregor Krings & Tom Jones
 Panelists: Sunjay Kaushal, Seong Ho Kim, Shelby Kutty, Levent Saltik, Mirella Molenschot, Marco Papa & Alejandro Peirone
- Live Case Sites**
 Nationwide Children's Hospital, Columbus, OH
 Mayo Clinic, Rochester, MN
- 10:30-11:00am Coffee** – Exhibit Hall
Chicago Ballroom, 5th Floor
- 10:30-11:20am Taped Case Session**
Grand Ballroom, 7th Floor
 Moderators: Jae Young Choi & Sharon Borik Chiger
- 10:30-10:45am Taped Case** – Frank Ing
- 10:46-11:01am Taped Case** – Lee Benson
- 11:02-11:17am Taped Case** – Gareth Morgan
- 11:20am-12:45pm Live Case Session #2**
 Moderators: Ziyad Hijazi & Cliff Kavinsky
 Panelists: Daniel Aguirre, Alain Fraisse, Luca Vricella, Brent Gordon, Eimear McGovern & Jae Young Choi
- Live Case Sites**
 Nationwide Children's Hospital, Columbus, OH
 Mayo Clinic, Rochester, MN
- 12:45-1:45pm Lunch Available**
Exhibit Hall – Chicago Ballroom, 5th Floor





PICS Society



PICS Anniversary Celebration Dinner

UNTITLED - Supper Club

Throw back to the Roaring 20's with
authentic prohibition era ambiance

7-10pm, Friday
Meet in Lobby

6:30pm Motorcoaches
Corner of Rush and Ohio streets

Celebrate 25 years of PICS with us!!



Daily Program

- 2:00-3:30pm** **New Transcatheter Interventions for Fontan Patients**
General Session – Grand Ballroom, 7th Floor
Moderators: Makram Ebeid & Tom Fagan
- 2:00-2:12pm** **Conduit Stenosis – How Prevalent is it and When Should We Intervene?**
Eimear McGovern
- 2:13-2:25pm** **Evaluating and Treating AP Collaterals – Still No Consensus** – Andy Glatz
- 2:26-2:38pm** **VV Connections – An Algorithm for Closure in the Context of Fontan Associated Liver Disease** – Kiran Mallula
- 2:39-2:51pm** **Creating a Transcatheter Fontan Fenestration – Why and How** – Marc Gewillig
- Debate: Fontan Fenestration Closure Should Be Avoided**
2:52-3:04pm **Pro:** Howard Weber
3:05-3:17pm **Con:** Alejandro Torres
- 3:20-3:30pm** **Discussion**
- 3:45-4:15pm** **Coffee** – Exhibit Hall
Chicago Ballroom, 5th Floor
- 2:30-4:00pm** **Interventions Outside the Heart**
Breakout Session – Marriott Ballroom, 4th Floor
Moderators: Frank Ing & Jeremy Asnes
- 2:30-2:42pm** **Mid-aortic Syndrome** – K. Sivakumar
- 2:43-2:55pm** **Peripheral Veins Above and Below the Thoracic Cage** – Frank Ing
- 2:56-3:08pm** **3D Imaging of the Airway and Airway Stenting** – Andrew Durward
- 3:09-3:21pm** **The Hepatic/Portal System**
Elchanan Bruckheimer
- 3:22-3:35pm** **Transjugular Liver Biopsy** – Howaida El-Said
- 3:36-3:48pm** **ECMO in the Cath Lab** – Vivian Dimas
- 3:50-4:00pm** **Discussion**
- 4:00-5:30pm** **Structural Interventions for the Congenital Patient – It's Coming Your Way**
Moderators: Cliff Kavinsky & Phil Moore
General Session – Grand Ballroom, 7th Floor
- 4:00-4:12pm** **TAVR for Bicuspid Aortic Valve Disease – Could This be the Primary Approach in the Next 10 Years?** – Cliff Kavinsky
- 4:13-4:25pm** **Outside of Large Shunts in Younger Patients, Does PFO Closure Have Limited Clinical Benefit?** – Cliff Kavinsky
- 4:26-4:38pm** **Impact of Early Mitral Valve Replacment in Young Patients with Congenital Heart Disease** – Nicola Maschietto
- 4:39-4:51pm** **Update on ElectroSurgery – How is it Likely to Benefit Congenital Heart Disease Patients?** – Robert Lederman
- 4:52-5:04pm** **LAA Occlusion in Patients with Congenital Heart Disease – Lifetime Strategies**
Kevin Walsh (Recorded)

Daily Program



- 5:05-5:17pm** **When a Transcatheter Valve Fails: The Key Issues with Valve-in-Valve as Treatment**
John Carroll (Recorded)
- 4:15-5:45pm** **Coarctation of the Aorta – From Newborn to Adulthood**
Breakout Session – Marriott Ballroom, 4th Floor
Moderators: Shakeel Qureshi & Mario Carminati
- 4:15-4:27pm** **Stenting the Infant with Coarctation**
Carlos Pedra
- 4:28-4:40pm** **An Algorithm for Stent Choice in CoA**
Brian Morray
- 4:41-4:53pm** **Transverse Arch Stenting** – Darren Berman
- 4:54-5:06pm** **Treatment of Aneurysms Associated with Coarctation of the Aorta with Balloon Expandable Covered Stents**
Elchanan Bruckheimer
- 5:07-5:19pm** **How to Stent the Aorta Safely in the Older Adult** – Jose Luis Zunzunegi
- 5:20-5:32pm** **Self-expanding Stent Grafts** – Wail Alkashkari
- 4:15-5:45pm** **Nursing and Associated Professionals**
Breakout Session – Avenue Ballroom, 4th Floor
Moderator: Sharon Cheatham & Emily Kish
- 4:15-4:27pm** **Risk Mitigation** – Emily Kish
- 4:28-4:40pm** **Leadership – Building a Better Environment**
Curtis Alford
- 4:41-4:53pm** **Interventions in ACHD** – Jamil Aboulhosn
- 4:54-5:06pm** **3D Reconstruction** – Gregor Krings
- 5:07-5:19pm** **Evolution of Stent Technology** – Evan Zahn
- 5:20-5:32pm** **The PICS Society - Benefits of Membership**
Norm Linsky
- 5:33-5:45pm** **Discussion**
- 7:00-10:00pm** **PICS Dinner**
"Untitled" Supper Club

Daily Program

Saturday, September 10th

- 7:00am-1:30pm** **Registration Open**
Registration Desk, 7th Floor
- 7:00-8:15am** **Breakfast Available**
Exhibit Hall – Chicago Ballroom, 5th Floor
- 8:00-9:30am** **ACHD**
General Session – Grand Ballroom, 7th Floor
Moderators: Jamil Aboulhosn & Tom Jones
- 8:00-8:12am** **ACHD Catheterization Risk and Risk Mitigation** – Nathan Taggart
- 8:13-8:25am** **How to Perform the Reverse Potts Shunt**
Younes Boudjemline
- 8:26-8:38am** **Simulation in ACHD Interventions**
Jamil Aboulhosn
- 8:39-8:51am** **Integration of Advanced Imaging Platforms in ACHD Interventions** – Darren Berman
- 8:52-9:04am** **Difficult Decision Making in ACHD Interventions** – Jamil Aboulhosn
- 9:05-9:17am** **Learning Curves with New Valve Technologies in the RVOT – We're Still Not There Yet** – Evan Zahn
- 9:20-9:30am** **Discussion**
- 8:00-9:30am** **Dodging a Bullet – Good and Bad Decision Making**
Breakout Session – Marriott Ballroom, 4th Floor
Moderators: Jacqueline Kreutzer & Phil Moore
- 8:00-8:12am** **Transcatheter Pulmonary Valve**
Mario Carminati
- 8:13-8:25am** **Branch Pulmonary Artery Stent**
Francisco Garay
- 8:26-8:38am** **COA Intervention** – Athar Qureshi
- 8:39-8:51am** **PDA Stent** – Bryan Goldstein
- 8:52-9:04am** **RVOT Stent** – Phil Roberts
- 9:05-9:17am** **Pulmonary Vein Intervention** – Chris Petit
- 9:20-9:30am** **Discussion**
- 9:30-10:00am** **Coffee – Exhibit Hall**
Chicago Ballroom, 5th Floor
- 10:00-11:30am** **Transcatheter PMVSD Closure – The Jury is Still Out**
Moderators: Terry King & Simone Fontes
General Session – Grand Ballroom, 7th Floor
- 10:00-10:12am** **Imaging PMVSD – Can We Define Defect Characteristics that Preclude Closure on TTE?** – Craig Fleishman
- 10:13-10:25am** **What are the Outcomes of Transcatheter PMVSD Closure?** – Worakan Promphan
- 10:26-10:38am** **Dealing with Aortic Valve Prolapse – How Hard Can We Push?** – Do Nguyen Tin
- 10:39-10:51am** **How Small Is Too Small for Transfemoral PMVSD Closure?** – Ahmet Celebi


Daily Program

- 10:52-11:04am** What Is The Ideal Device Design for Transcatheter PMVSD Closure in Small Infants and Why Isn't Anyone Working on it!
Zahid Amin
- 11:05-11:17am** PMVSD Closure Should Remain a Surgical Procedure – Olivier Ghez
- 11:20-11:30am** Discussion
- 10:00-11:30am** Taped Cases and Debates
Moderators: John Moore & Jeff Zampi
Breakout Session – Marriott Ballroom, 4th Floor
- 10:00-10:15am** Taped Case – Yoav Dori
DEBATE: RV Volumes Are a Poor Indicator for Deciding When a Patient Requires Pulmonary Valve Replacement
- 10:16-10:26am** Pro: Jamil Alboulhosn
- 10:27-10:37am** Con: Gareth Morgan
- 10:40-10:55am** Taped Case – Shyam Sathanandam
DEBATE: RVOT Stenting is the Optimum Palliative Strategy for Symptomatic Neonates with Tetralogy of Fallot
- 10:56-11:06am** Pro: Lee Benson
- 11:07-11:17am** Con: Luca Vricella
- 11:18-11:33am** Taped Case – Gianfranco Butera
- 12:00pm** Exhibit Hall Closes
- 11:40am-1:10pm** My Nightmare Case in the Cath Lab
General Session – Grand Ballroom, 7th Floor
Moderators: Shakeel Qureshi & Damien Kenny
- 1:10pm** Closing Remarks
General Session – Grand Ballroom, 7th Floor
Exhibitor Passport Drawing



Daily Program as of 09.01.22.

Additional updates available in the Meeting App.



25 years of proud partnership. A lifetime of memories.

From the beginning, PICS has been a tremendous opportunity for learning about the latest innovations in treating patients with congenital heart disease. Each year, our team is grateful for the chance to speak with leading pediatric interventionalists from around the world. **Visit us at booth 415** to learn about our latest products, including additional BIB® lengths, the Z-6™, and the G-Armor Stent®. We'll see you in Chicago!

www.numedforchildren.com





CONGENITAL
CARDIOLOGY
TODAY

CORPORATE OFFICE

PO Box
Sarasota, FL 34232 USA

CORPORATE TEAM

FOUNDER & SENIOR EDITOR

Tony Carlson
tcarlsonmd@gmail.com

PUBLISHER & EDITOR-IN-CHIEF

Kate Baldwin
kate.f.baldwin@gmail.com

EDITOR-IN-CHIEF EMERITUS

Richard Koulbanis

CO-FOUNDER & MEDICAL EDITOR

John W. Moore, MD, MPH
jwmmoore1950@gmail.com

STAFF EDITOR & WRITER

Virginia Dematatis

STAFF EDITOR

Loraine Watts

EDITORIAL BOARD

Aimee K. Armstrong, MD
Jacek Bialkowski, MD
Anthony C. Chang, MD, MBA
Howaida El-Said, MD, PhD
Ziyad M. Hijazi, MD, MPH
John Lamberti, MD
Tarek S. Momenah, MBBS, DCH

John W. Moore, MD, MPH
Shakeel A. Qureshi, MD
P. Syamasundar Rao, MD
Carlos E. Ruiz, MD, PhD
Hideshi Tomita, MD
Gil Wernovsky, MD

OFFICIAL NEWS & INFORMATION PARTNER OF



PICS Society

Pediatric and Congenital Interventional Cardiovascular Society

Statements or opinions expressed
in Congenital Cardiology Today
reflect the views of the authors and
sponsors and are not necessarily
the views of Congenital Cardiology
Today.

© 2022 by Congenital Cardiology
Today. ISSN 1554-7787 print. ISSN
1554-0499 electronic. Published
monthly. All rights reserved.