

CONGENITAL CARDIOLOGY TODAY

Timely News and Information for BC/BE Congenital/Structural Cardiologists and Surgeons

Volume 6 / Issue 3
March 2008
North American Edition

IN THIS ISSUE

Advancing Safety in Pediatric Cardiology—Approaches Developed in Aviation

by John D. Coulson, MD; M. Rhea Seddon, MD; and William F. Readdy
Page 1

DEPARTMENTS

Medical News Products and Information

Page 11

CONGENITAL CARDIOLOGY TODAY

Editorial and Subscription Offices
16 Cove Rd, Ste. 200
Westerly, RI 02891 USA

www.CongenitalCardiologyToday.com

© 2008 by Congenital Cardiology Today ISSN: 1544-7787 (print); 1544-0499 (online). Published monthly. All rights reserved.

Statements or opinions expressed in Congenital Cardiology Today reflect the views of the authors and sponsors, and are not necessarily the views of Congenital Cardiology Today.

Register Now for
CCS.08
Congenital Cardiology
Solutions
Launching at
ACC.08
Mar 29-Apr 1, 2008,
Chicago, IL
Register Today
www.acc08.acc.org

Recruitment Ads on Pages:
6, 9, 11, 12, 14 and 15

Advancing Safety in Pediatric Cardiology—Approaches Developed in Aviation

by John D. Coulson, MD; M. Rhea Seddon, MD; and William F. Readdy

Pediatric cardiology is an enterprise associated with wide range of risk, including relatively great risk, to patient safety (Figure 1) (1-7). The natural history of many of the disorders that afflict pediatric cardiology patients predicts significant morbidity and mortality. Although great progress has been made in modifying the natural history of these disorders, there remains ample room for improvement. Somewhat paradoxically, innovative patient management strategies and procedures impose risks of their own. Human error, which is ubiquitous in the provision of health care, represents an additional threat to the safety of pediatric cardiology patients.

The most frequently cited report describing deficiencies in patient safety is "To Err is Human," the 1999 report of the Institute of Medicine Quality of Healthcare in America Committee (8). The report extrapolated that there is an alarming incidence of preventable patient injuries and deaths occurring in American hospitals—44,000 to 98,000 preventable deaths per year, and it projected an extraordinary national cost associated with these adverse events—17 to 29 billion dollars per year! Certainly, pediatric cardiology patients were among those affected by the deficiencies described in the report. The report recommended that health care organizations establish "interdisciplinary team training pro-

grams—including the use of simulation" and that they incorporate "proven methods of managing work in teams as exemplified in aviation (where it is known as crew resource management)."

"...the application of safety measures developed in aviation to the practice of pediatric cardiology might quite promptly advance patient safety and quality of care and thus lead to at least modest improvement in outcomes."

There is an expanding body of literature discussing adaptation by health care providers and organizations of approaches to safety developed in aviation (9-14). In this paper, we describe a few of these approaches and explore how they may be helpful by reducing risk and mitigating error in the provision of care to pediatric cardiology patients.

Do you Want to Recruit a Pediatric Cardiologist?

Advertise in Congenital Cardiology Today, the only monthly publication totally dedicated to pediatric and congenital cardiology.

For more information, send an email to: TCarlsonmd@mac.com

Relative Risk Encountered in Pediatric Cardiology

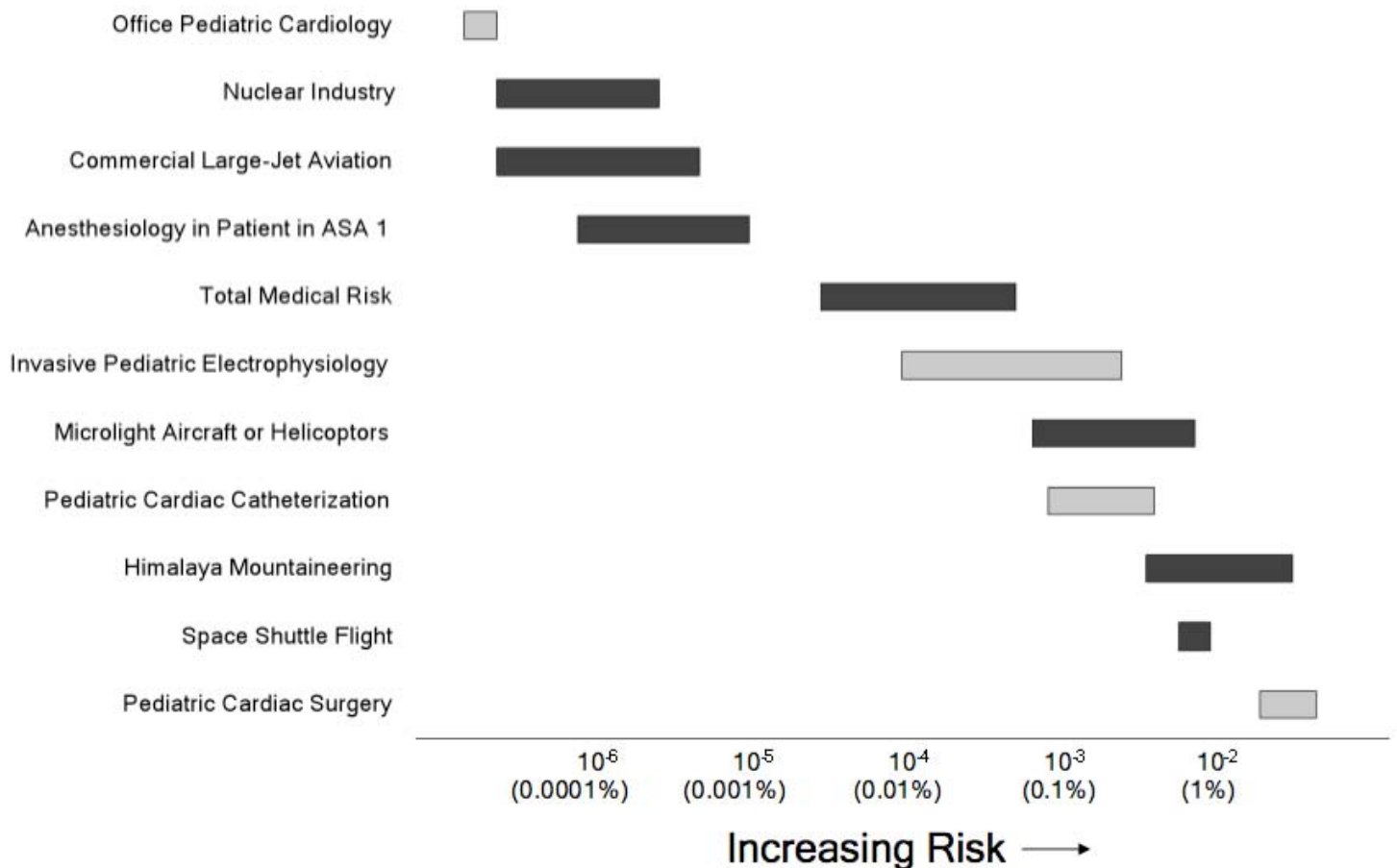


Figure 1. Approximate mortality risk in selected areas of pediatric cardiology (shaded bars) in relation to mortality risk or risk of catastrophic failure in other areas of medicine and other endeavors (solid bars). For purposes of illustration, minimal risk of office pediatric cardiology arbitrarily set between 2 and 3.3×10^{-7} . Lower limit of risk of invasive pediatric electrophysiology arbitrarily set at 10^{-4} (1), and (dated) upper limit set at 2.2×10^{-3} (2). Risk of pediatric cardiac catheterization conservatively set between 8×10^{-4} and 1.4×10^{-3} (3,4). Risk of pediatric cardiac surgery (for neonates, infants, and children) set between anecdotal lower limit of 1.8×10^{-2} and upper limit of 3.8×10^{-2} (5). Risk of space shuttle flight set between anecdotal lower limit of 5×10^{-3} and upper limit of 8×10^{-3} (6). Risk in other areas of medicine and other endeavors (remaining solid bars) derived from Amalberti (7).

Table I. Crew Resource Management Teamwork and Communication Behaviors

Rapid, effective team building	Recognition and mitigation of fatigue/stress
Precise, effective communication without regard to rank	Team-oriented problem solving and decision making
Recognition and communication of adverse situations	Specific, non-threatening performance feedback

Table II. Crew Resource Management Safety Tools

Briefings	Standard operating procedures (SOP)
Read files	Standardized communications
Checklists	Debriefings

Note: Read files are policy and procedure updates and changes specific to a unit's operation that must be read and initialed or otherwise acknowledged by team members at regular intervals.

Crew Resource Management

The impetus in aviation for development of crew resource management (CRM) programs stemmed from the unacceptably high number of civilian and military aircraft accidents occurring in the 1970s. During the five-year period, 1975-79, American heavy commercial airliners were involved in 8 accidents that claimed 1,223 lives (15). Safety in military aviation was similarly deficient. For example, in the late 1970s, a single naval carrier air wing, comprising approximately 75 aircraft and 5,000 personnel aboard one ship, experienced, over the course of 2-1/2 years, 9 aircraft accidents with loss of 16 aircraft and 6 lives. Analysis by NASA and industry led to the conclusion that 70 to 80% of all aviation accidents resulted from human error in a team setting (16).

What is CRM? It can be defined as the systematic development and application of teamwork and communication behaviors (Table I) and the use of safety tools that support those behaviors (Table II) in order to enhance safety in high-risk industries such as aviation and health care (17).

Why is CRM pertinent to pediatric cardiology? When associated with CRM programs, high-risk systems, like those in aviation, provide error rates better than health care (Figure 1). Components of CRM have progressively been mandated by The Joint Commission, e.g. procedure timeouts (analogous to pre-flight or pre-approach briefings), readback of verbal orders, standardized handoffs of patient care (11) (analogous to aviation standard communication procedures), and medication reconciliation forms (analogous to cockpit checklists). Many health care organizations contract with consultants in CRM, and training in CRM is now obligatory at some health care institutions. CRM training need not just contribute to institutional safety and quality, it can also enhance an organization's standing with the public, regulatory agencies, and contracting industry, thus enhancing profitability.

Vanderbilt Medical Center

Operating Room Checklist

Charge Nurse	
CO2 Gas Tank (2)	Check
Sterilizer	Verify QC check
Circulator	
Room	Damp
Dust	
Defibrillators	Run Self Test
Perfusion booms	Positioned
Big monitor	Positioned
Lights	Positioned
.....	ON
Mini-Siemens Monitor	Positioned
Camera (C-Arm)	Controls Active
.....	Park Position
Table	Controls active
Chargeable cart	Check for Implants
Room Camera (Siemens)	Pt Loaded
VPIMS	Pt Loaded
Witt	ON
.....	Pt Loaded
STORZ (displays)	Selected & Displayed
Warmer	ON
.....	Blankets Warm
.....	Saline Warm
Bair Hugger	ON
Witt Leads	Place with Anesthesia

© Vanderbilt University Medical Center, 2007

Figure 2. Preoperative checklist for preparation of hybrid suite. Reproduced by permission of Vanderbilt University Medical Center.

An example of a CRM safety tool that can be used in pediatric cardiology is the checklist used by charge and circulating nurses in the hybrid suite at Vanderbilt University (Figure 2). The hybrid suite combines both cardiac operating room

and catheterization laboratory, and proper preparation of the suite's extensive array of equipment is critical to safety. Use of checklists like this one promotes teamwork, fosters mutual un-



For information, please call 1-800-BRAUN2 (227-2862)

www.bbraunusa.com



Working Together to Develop a Better Tomorrow

understanding of intended goals, and ensures completion of essential tasks.

Use of CRM is believed to have contributed to a dramatic decline in aviation accidents. As early as 1991, in both civil and military aviation, a 28-81% decline in accidents was associated with introduction of CRM training (18). Since 2001, there has been a dramatic reduction in fatalities associated with operation of heavy

air liners by American air transportation companies. In fact, there has been just one such death (19). In health care, similarly positive results have been reported to be associated with CRM training, e.g., elimination of wrong surgeries, 40% decrease in surgical wound infections, 43-57% improvement in observed to expected mortality ratios, 51% improvement in operating room turnaround times, 50% decrease in open malpractice claims (20).

Although CRM training is widely held to be effective, it is only in its infancy in health care with wide variation in the content of training programs. Moreover, whether it actually works to enhance safety remains to be rigorously demonstrated. A recent review of CRM training applied in several industries including aviation and health care concluded that:

1. CRM training generally produces positive reactions from trainees,
2. the impact of CRM training on learning and behavior is mixed across and within domains, and
3. it is not yet possible to rigorously ascertain the impact of CRM training on organizational safety (21).

Nonetheless, common sense suggests that CRM training has considerable potential for reducing risk and improving quality of care in those areas of pediatric cardiology where teams of individuals work together to provide care.

Simulation

In 1929, Edwin Link of Binghamton, New York produced a sophisticated flight simulator that would revolutionize flight training. Military organizations quickly recognized the value of the Link Trainers. In 1934, the United States Army Air Corps became Link's first customer followed closely by the Japanese Imperial Navy and the Soviet Union! Approximately 10,000 Link Trainers were manufactured for use by Allied forces during the Second World War. In 2001, the 9/11 attacks were flown by inexperienced pilots whose success was partly attributed to training using flight simulators for heavy commercial air liners (22).



Figure 3. Catheterization laboratory simulator demonstrating coronary angiography. Reproduced by permission of Immersion Medical, Inc., Copyright © 2007 Immersion Medical, Inc. All rights reserved.



Heart Valves • Cannulae • Oxygenators & Filters
RVOT Conduits • Ablation Technologies • Pacemakers • ICDs

*Committed to providing more options
for the lifetime care of patients
with congenital heart disease.*



UC20039244 EN © Medtronic, Inc. 2007



Medtronic

Alleviating Pain • Restoring Health • Extending Life

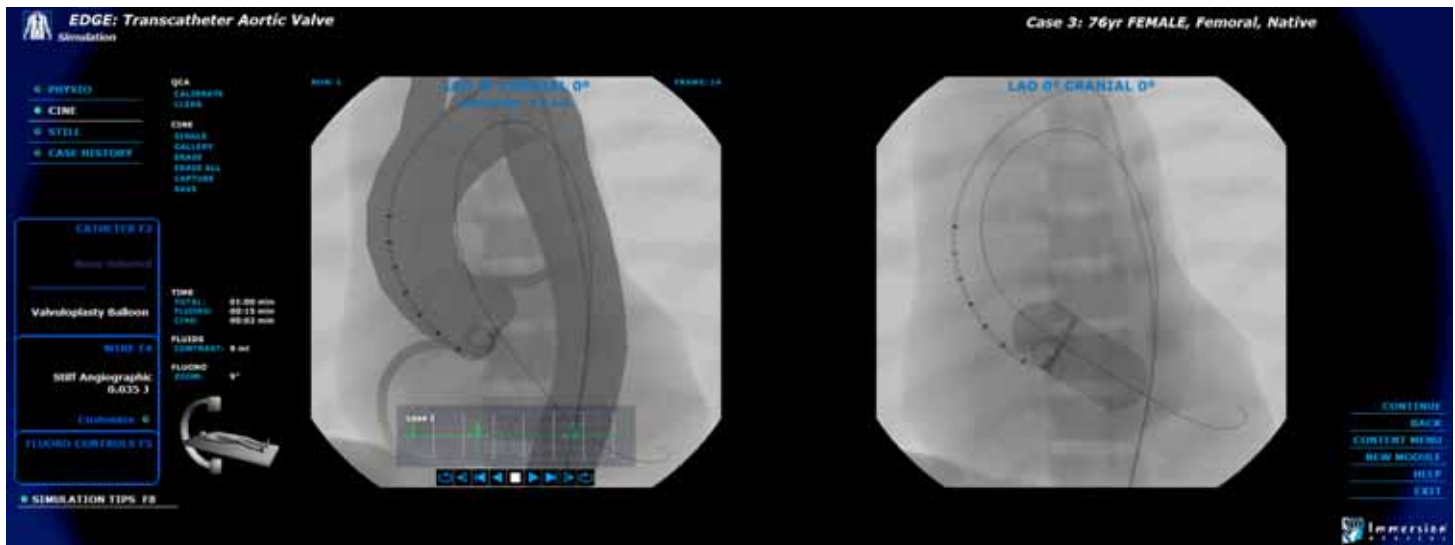


Figure 4. Catheterization laboratory simulator demonstrating percutaneous implantation of prosthetic aortic valve. Reproduced by permission of Immersion Medical, Inc., Copyright © 2007 Immersion Medical, Inc. All rights reserved.

Flight simulators are now commonly used across the spectrum of aviation, from general aviation to space flight. Even the most rudimentary of these simulators, which run on personal computers, are extraordinarily sophisticated and useful. Air line pilots transitioning to new aircraft types receive the entirety of their training in advanced simulators, which duplicate the actual aircraft cockpit and crew composition and realistically simulate aircraft motion, performance, and operating environments in normal and emergency situations. These transitioning pilots receive their type ratings for their new aircraft before ever flying the actual aircraft. A transitioning pilot's first crew responsibility in the actual aircraft is to serve as pilot on regularly-scheduled, passenger-carrying flights while his or her performance is monitored for a short interval by a check pilot dedicated to ensuring safe completion of the type training.

Crew resource management is an important component of initial and recurrent training using flight simulators. Pilots and co-pilots develop and rehearse teamwork and communication skills, and they practice use of safety tools such as checklists, read files, and standard operating and communication procedures for both normal and emergency situations. Every simulator session, like every actual flight, is briefed and debriefed.

Medical simulators introduced in the 1960s included the Resusci-Annie and Harvey cardiology simulators. By the 1980s, mannequin-based anesthesia simulators were in use. Medical simulators have become progressively more sophisticated. Complete operating room simulators have been constructed to enable simulation of various anesthetic and surgical procedures. Simulation centers have been opened at many medical centers. Training in laparoscopic cholecystectomy that combines simulation with conventional training has been demonstrated to be superior to conventional training alone (23). In general, high-fidelity simulation has been validated as a legitimate training approach in health care (24).

Providers in pediatric cardiology are familiar with the mannequins and related devices used for training in Pediatric Advanced Life Support, Advanced Cardiac Life Support, and deep sedation. These devices are becoming increasingly sophisticated. For example, sensors and displays are now used in conjunction with mannequins to not only assess chest compression frequency and amplitude during simulated closed chest cardiac massage but

also compression waveform in order to teach the optimal quality of compressions. Simulators are available to teach introduction of peripheral and central intravenous, systemic arterial, and pulmonary arterial catheters. Thus, invasive as well as noninvasive hemodynamic monitoring can be simulated. Sophisticated mannequins can simulate corneal reflexes and speech and various respiratory and cardiovascular states that improve or deteriorate in conjunction with simulated interventions including use of medications. Simulation has been validated as an effective training approach for teaching bedside cardiology skills and Advanced Cardiac Life Support skills (24).

Simulators are now being used for training in cardiac catheterization (Figure 3). Catheterization simulators can be used without exposing patients, trainees, instructors, or ancillary personnel to ionizing radiation or biohazardous materials. These devices employ "haptics" to mimic the tactile sensation of catheter manipulation within the cardiovascular system, much like fly-by-wire control systems mimic "normal" control pressures in advanced aircraft. Catheterization simulators allow a broad variety of catheters and devices to be used during training. Although these simulators have largely been developed for training in coronary, peripheral, and neurovascular interventions and in cardiac rhythm management, one manufacturer is now using simulation to introduce cardiologists to devices that close atrial septal openings, and another manufacturer is using simulation to introduce cardiologists to percutaneous implantation of pulmonary and aortic valves (Figure 4). Software will presumably be developed to facilitate training in more fundamental aspects of cardiac catheterization. Although currently available systems simulate single plane fluoroscopy equipment, biplane simulators are readily conceivable.

Simulation provides learners opportunity to deliberately acquire and repetitively practice cognitive and psychomotor skills in a focused domain and a controlled environment. Simulators can rigorously assess skills and provide learners with specific feedback that can result in progressive enhancement of skills. Simulation provides opportunities for groups of trainees to learn coherent team behavioral skills and use of safety tools and to rehearse these organizational skills in simulated normal and emergent situations. Simulation offers the obvious advantage of separating patients from training in painful, potentially hazardous, or expen-



PEDIATRIC CARDIOLOGY OPPORTUNITIES AVAILABLE IN:

- **NEW ORLEANS, LA:** CHAIRMAN AND 2 OTHERS – (Tulane University)
- **HOUSTON, TX:** Woman's Hospital of Texas
- **WEBSTER, TX:** Clear Lake Regional Hospital
- **DALLAS, TX:** Heart Center for Children, Medical City Children's Hospital
- **OKLAHOMA CITY, OK:** The University of Oklahoma Health Sciences Center

DIRECTOR OF PEDIATRIC CARDIOVASCULAR CRITICAL CARE

Major Medical Center in Dallas seeks a Pediatric Cardiovascular Critical Care Director. Preferred candidate will possess a charismatic personality, leadership attributes with evidenced experience, strong critical skill set for a complex patient population and board certification in Pediatric Cardiology and Critical Care. Candidates with board certification in one discipline and solid experience in the alternate subspecialty should also apply. The incoming Director will serve as Medical Director of the existing 10 bed Pediatric Cardiovascular ICU and the new, state-of-the-art unit due for completion in late 2008. Additional responsibility includes coordinating a collegial collaboration with pediatric cardiology physicians / subspecialists and nursing staff. Incoming physician will be provided an outstanding financial package and the opportunity to advance their medical and/or research career.

The Congenital Heart Surgery program performs over 300 surgeries each year. Two thirds of the surgeries are pump cases. The program provides care to neonates (approximately 30%) and children under 2 years of age (approximately 70%).

Call or inquire by email today:

Kathleen Kyer,
Manager, Pediatric Subspecialty Recruitment
888-933-1433 or
Kathleen.Kyer@HCAHealthcare.com

sive procedures. Simulation offers potential financial advantages by providing trainees with skills and experience that can result in shortened actual procedure times, more efficient utilization of materiel, and reduced occurrence of adverse events (23). Finally, simulators offer the opportunity to model procedures before applying them to patients. For example, angiographic, CT, or MR images can be loaded into a simulator to enable a cardiologist to simulate a procedure within a specific patient's anatomy before that patient's actual catheterization is performed (Figure 4).

There does not appear to have been any rigorous evaluation of the impact of simulation on safety in pediatric cardiology (25). Again however, common sense suggests that simulation has considerable potential for reducing risk and improving quality of care in pediatric cardiology.

Personal Minimums

In aviation, the term, minimums, is generally used to describe distances extending downward and forward that a pilot or flight crew must be able to see when transitioning from reference to cockpit instruments to visual reference to the runway environment during the final phase of an instrument approach to landing. If the runway environment is not in sight at the minimum distances, a climbing procedure, or missed approach, must immediately be initiated. Although descent below minimums without the prescribed visual contact with the runway environment is prohibited, there is no requirement to descend to the prescribed minimums, and a pilot has the option of executing a missed approach above minimums in order to allow for a wider margin of safety. Such optional higher minimums can be called personal minimums, and they are typically used by general aviation pilots.

Safety in general aviation is inferior to that in other sectors of aviation. General aviation pilots may be less well-trained, less experienced, and less current than commercial air line and military pilots. They often fly as individual pilots rather than as members of flight crews, and they typically operate their sometimes less sophisticated and less weather-capable aircraft without the same structured and supportive milieu that surrounds their commercial air line and military pilot counterparts.

In order to enhance safety, industry and the Federal Aviation Administration have developed so-called personal minimums checklists to be used by pilots to manage risk. These checklists do include consideration of the aforementioned minimum visibility requirements during instrument approaches, but they have been greatly expanded to include many other considerations pertinent to safe pilot behavior (Figure 5).

Similar checklists have been developed for use in other aviation activities. For example, one naval aviation squadron with a superb safety record (more than 40 years and 77,000 flight hours—many of them during aircraft carrier operations—without a major accident) has developed personal minimums checklists for personnel



Cardiostim 2008

June 18-21, 2008

Nice Acropolis - French Riviera

16th World Congress in Cardiac Electrophysiology and Cardiac Techniques

For more information and registration: www.cardiostim.fr



performing maintenance on squadron aircraft (Table III) (26).

Whether the use of the personal minimums approach to safety in aviation has actually served to enhance safety does not appear to have been rigorously evaluated. Although checklists are increasingly being used as safety tools in health care (11,27-30), the use of personal minimums checklists has not yet been extensively applied. A structured approach to minimizing adverse effects upon patients of learning curves for new procedures has been advocated (31). Cultivation of “error wisdom” among junior providers has been suggested as a way to enhance patient safety (32). The IM SAFE (Illness, Medication, Stress, Alcohol, Fatigue/Food, Emotion) checklist developed for aviation personnel has received mention (29).

Pediatric cardiologists and pediatric cardiac surgeons are granted great autonomy and wide latitude in choosing how they provide care for their patients. However, they or their team members may not always have the requisite knowledge, skill, or experience to provide specific types or levels of care. Individual physicians or team members may not always be mentally or physically prepared to provide optimal care. Thus, disciplined use of the personal minimums approach by individual providers in order to enhance safety in pediatric cardiology appears to be worthy of evaluation and considered application.

Pushing the Outside of the Envelope

This phrase came into common use following its appearance in the 1979 novel about test pilots and the space program, *The Right Stuff* (33). Now the phrase is frequently applied when attempts are made to expand the capabilities of technological systems, such as systems in health care, to perform.

In aviation, the envelope is defined as the area lying within boundaries that describe

the limits of safe aircraft operation under various conditions such as weight, velocity, and acceleration (Figure 6). The boundaries of an envelope are typically developed using engineering estimates, validated in wind tunnels, and finally confirmed by experimental test flights. The outside or “edge” of an envelope is “pushed” when a test vehicle is deliberately flown to approach, meet, or exceed the predicted limits in order to establish the exact capabilities of the vehicle or to determine where failure is likely to occur.

Safe pilots normally strive to fly within the established safe center of the aircraft operating envelope. For certified aircraft, flight near the outside of the envelope is restricted, and flight outside of the envelope is prohibited (Figure 6). In contrast, although pediatric cardiologists and pediatric cardiac surgeons may strive to operate within the accepted safe center of the specialty’s envelope, doing so is not always consistent with the best interests of their patients. Situations frequently arise in which varying degrees of calculated risk must be assumed in order to achieve acceptable outcomes (34).

Pushing the outside of the envelope in pediatric cardiology, that is, expanding the capabilities of the specialty to apply new patient management strategies or perform novel procedures, is ideally accomplished by conducting well-designed, carefully-executed, prospective, randomized, controlled clinical trials. This approach is made difficult by a number of factors including small patient numbers, wide variation in individual patient characteristics and clinical needs, limited financial incentives, issues surrounding informed consent, and, in some cases, restrictive regulatory oversight. Indeed, the pediatric cardiology community has recently learned the hazard of pushing the envelope without strict compliance with regulatory requirements (35). Despite such impediments, however, pediatric cardiologists and pediatric cardiac surgeons have

PILOT

Experience/Recency

Takeoffs/landings in the last
days

Hours in make/model in the last
days

Instrument approaches in the last
(simulated or actual) days

Instrument flight hours in the last
(simulated or actual) days

Terrain and airspacefamiliar

Physical Condition

Sleep in the last
24 hours

Food and water in the last
hours

Alcohol..... None in the last
hours

Drugs or medication..... None in the last
hours

Stressful events None in the last
days

Illnesses None in the last
days

Figure 5. General aviation personal minimums checklist. The checklist consists of four sections: Pilot, Aircraft, Environment, and External Pressures. Due to space limitations, only the Pilot section is shown. Reproduced by permission of King Schools, Inc., San Diego, CA.

Table III. VAW-121 Bluetail’s Personal Minimums Checklist. Check BEFORE the task (26)	
Do I have the knowledge to perform the task?	Am I mentally prepared to perform the job task?
Do I have the technical data to perform the task?	Am I physically prepared to perform the task?
Have I performed the task previously?	Have I taken the proper safety precautions to perform the task?
Do I have the proper tools and equipment to perform the task?	Do I have the resources available to perform the task?
Have I had the proper training to support the job task?	Have I researched the MIMS to ensure compliance?
Note: MIMS = Maintenance Instruction Manuals. With permission, Commanding Officer, Carrier Airborne Early Warning Squadron 121.	

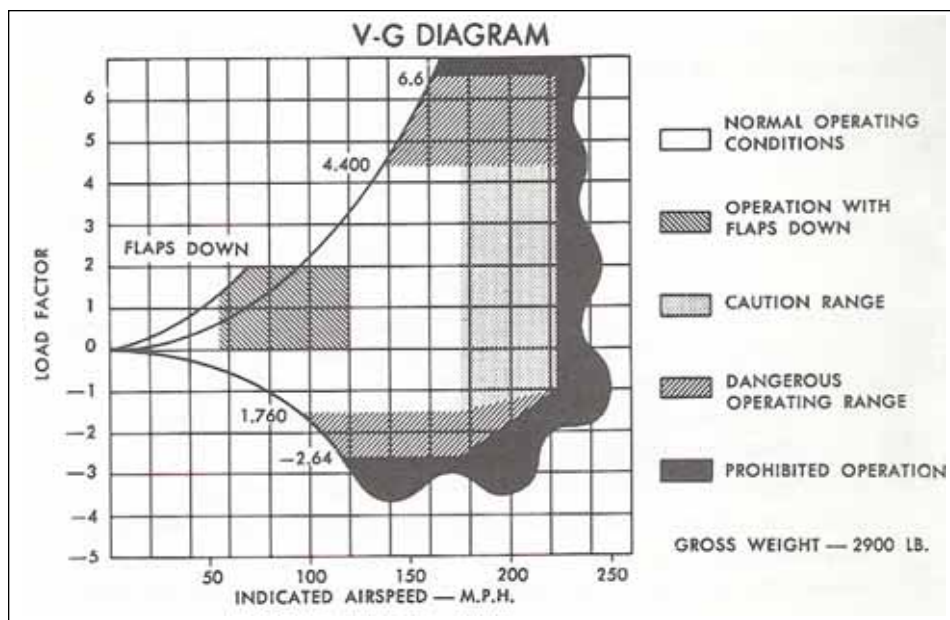


Figure 6. Operating envelope for J-35 Bonanza aircraft manufactured by Beech Aircraft Corporation, revision dated March 30, 1958. Load Factor is expressed in units of apparent gravity, g , (in common usage, "g-force" or "g-load") caused by acceleration of the airframe in the direction of its vertical axis during flight. Courtesy of American Bonanza Society and with permission of Hawker Beechcraft Corporation, Wichita, KS.

amply demonstrated that the capabilities of the specialty can be safely expanded. It cannot be emphasized too strongly, however, that the operative terms applicable to the expansion of the envelope in pediatric cardiology, as in aviation, must always remain: considered, cautious, deliberate, rigorous, compliant, and self-critical (36).

Conclusions

The health care industry is a relative late-comer to awareness of deficiencies in safety. Now, however, such awareness is acute (37,38). The industry is beginning to understand that safety will not be greatly enhanced by individual providers "just being more careful" (39) and that systems must be developed, implemented, evaluated, and relentlessly optimized so that individual providers, teams of providers, and health care organizations as a whole achieve the highest possible level of safety.

As yet, there is little hard evidence that adaptation by the health care industry of approaches to safety developed in aviation has actually advanced patient safety. Furthermore, it seems likely that rigorous validation of the use of these approaches will prove as difficult in pediatric cardiology as it has elsewhere (12,21). Absent such validation, application of these safety practices should be viewed with a measure of skepticism. As Helmreich wrote in 2000, "This [the operating theater] is a milieu more complex than the cockpit, with differing specialties interacting to treat a patient whose condition and response may have unknown characteristics. Aircraft tend to be more predictable than patients." (40)

On the other hand, as Samuel Johnson wrote in 1759, "Nothing will ever be attempted, if all possible objections must be first overcome." (41) More specifically, Leape and colleagues have proposed that lack of rigorous validation of the adaptation by the health care industry of safety

strategies developed in other industries should not preclude their application when both common sense and some evidence of efficacy are supportive (42). In fact, it now appears inevitable that approaches previously developed to enhance safety in other high-risk industries such as aviation, approaches like those described in this article, will increasingly be applied, if not mandated, by health care organizations in an effort to improve safety, with or without their rigorous validation.

It seems possible that, in comparison with the evolutionary nature of the development of new patient management strategies and procedures, which typically only gradually lead to improved outcomes, the application of safety measures developed in aviation to the practice of pediatric cardiology might quite promptly advance patient safety and quality of care and thus lead to at least modest improvement in outcomes. Individual providers in pediatric cardiology, teams of providers, and the organizations that support them would do well to proactively investigate these approaches to safety and apply them wherever that seems to be appropriate.

References

1. Van Hare GF, Javitz H, Carmelli D, et al; Pediatric Electrophysiology Society. Prospective assessment after pediatric cardiac ablation: demographics, medical profiles, and initial outcomes. *J Cardiovasc Electrophysiol* 2004;15:759-70.
2. Schaffer MS, Gow RM, Moak JP, Saul JP. Mortality following radiofrequency catheter ablation (from the Pediatric Radiofrequency Ablation Registry). Participating member of the Pediatric Electrophysiology Society. *Am J Cardiol* 2000;86:639-43.
3. Bennett D, Ritchie M, Stokes M. Incidents and complications during pediatric cardiac catheterization. *Pediatr Anesth* 2005;15:1083-88.
4. Vitiello R, McCrindle BW, Nykanen D, Freedom RM, Benson LN. Complications associated with pediatric cardiac catheterization. *J Am Coll Cardiol* 1998;32:1433-40.



PICS-AICS 08 July 20-23, 2008
Bellagio, Las Vegas
PEDIATRIC AND ADULT INTERVENTIONAL CARDIAC SYMPOSIUM

For information, registration, and abstract submission go to: www.picsymposium.com

5. The Society of Thoracic Surgeons 2007 Congenital Report Executive Summaries for years 2003-2006. <http://www.sts.org/sections/stsnationaldatabase/publications/executive/article.html> (accessed December 31, 2007).
6. Stamatelatos MG. NASA Perspective on Risk Assessment. Panel on Risk Aversion-Flying in the Face of Uncertainty. NRC Workshop on Stepping Stones in Space. February 24, 2004.
7. Amalberti R, Auroy Y, Berwick D, Barach P. Five system barriers to achieving ultrasafe health care. *Ann Int Med* 2005;142:756-65.
8. Kohn LT, Corrigan JM, Donaldson MS, eds. *To Err Is Human. Building a Safer Health System.* Committee on Quality of Healthcare in America. Institute of Medicine. National Academy Press. Washington, D.C. 1999.
9. Singh H, Peterson LA, Thomas EJ. Understanding diagnostic errors in medicine: a lesson from aviation. *Qual Saf Health Care* 2006;15:159-64.
10. Jackson CR, Gibbin KP. 'Per Ardua . . .' Training tomorrow's surgeons using inter alia lessons from aviation. *J R Soc Med* 2006;99(11):554-8.
11. Catchpole KR, et al. Patient handover from surgery to intensive care: using Formula 1 pit-stop and aviation models to improve safety and quality. *Pediatr Anesth* 2007;17:470-8.
12. Kao LS, Thomas EJ. Special article: navigating toward improved surgical safety using aviation-based strategies. *J Surg Res.* 2007 May 1, [Epub ahead of print].
13. Dunn, EJ, et al. Medical team training: applying CRM in the Veterans Health Administration. *Jt Comm J Qual Patient Saf* 2007;33(6):317-25.
14. Hunt EA, Shilkofski NA, Stavroudis TA, Nelson KL. Simulation: translation to improved team performance. *Anesthesiol Clin* 2007;25:301-19.
15. W i k e p e d i a . http://en.wikipedia.org/wiki/list_of_notable_accidents_and_incidents_on_commercial_aircraft (accessed August 11 and September 1, 2007).
16. Cooper GE, White MD, Lauber JK; Editors. *Resource management on the flightdeck: Proceedings of a NASA/Industry workshop.* (NASA CP-2120, Moffett Field, CA, NASA-Ames Research Center; 1980).
17. Gaffney F, Harden S, Seddon R. CRM: A Flight Plan for Lasting Change in Patient Safety. Marblehead, MA. HCPPro. 2005.
18. Diehl A. Does cockpit management training reduce aircrew error? Paper presented during the 22nd International Seminar International Society of Air Safety Investigators, Canberra, Australia, November 1991.
19. "Fatal Airliner Events." AirSafe.Com. www.airsafe.com (accessed August 22, 2007).
20. LifeWings Partners, LLC. www.saferpatients.com (accessed August 24, 2007).
21. Does CRM training work? An update, an extension, and some critical needs. Salas E, Wilson KA, Burke CS, Wightman DC. *Human Factors* 2006;48:392-412.
22. The 9/11 Report. Final Report of the National Commission on Terrorist Attacks Upon the United States. Superintendent of



The Cardiac Center at
The Children's Hospital of Philadelphia
heart.chop.edu

You'll discover great things here. *Including yourself.*

At the Cardiac Center at The Children's Hospital of Philadelphia, you'll find excellence, teamwork, renowned practitioners and some of the most challenging work anywhere.

The Cardiac Center provides care in more than 20 locations throughout Pennsylvania and New Jersey. In Spring 2008, the Hospital will open the Garbose Family Special Delivery Unit, the first in the world exclusively for mothers carrying babies with known birth defects. This facility will allow our Center for Fetal Diagnosis and Treatment and the Cardiac Center's Fetal Heart Program to deliver comprehensive care before birth.

What better place to find out just how far you can go?

The Cardiac Center is looking for the best and brightest to join their team:

- Pediatric Cardiologists in various subspecialties, faculty and non-faculty positions – board certified/board eligible
- Pediatric Cardiac Intensivists, faculty and non-faculty positions – board certified/board eligible
- Cardiac Nurse Practitioners – for both inpatient and outpatient settings
- Cardiac Staff Nurses – for Cardiac Intensive Care and Cardiac Care Units
- Echo Sonographers – with pediatric training and/or experience
- Fetal Sonographer – with pediatric training and/or experience
- Managers, Cardiology Operations and Neuro Cardiac Follow-up – with pediatric training and/or experience
- Physician Assistants – licensed/board certified
- Pediatric Perfusionists – board certified with prior pediatric experience

To learn more contact: Larry Barnes at 215-590-6816 or barnesl@email.chop.edu

B | BRAUN

For information, please call 1-800-BRAUN2 (227-2862)

www.bbraunusa.com



Working Together to Develop a Better Tomorrow

- Documents. U.S. Government Printing Office. Washington, D.C. 2004.
23. Seymour NE, et al. Virtual reality training improves operating room performance: Results of a randomized, double-blinded study. *Ann Surg* 2002;236:458-63.
 24. Issenberg SB, McGaghie WC, Petrusa ER, Gordon DL, Ross JS. Features and uses of high-fidelity medical simulations that lead to effective learning: a BEME systematic review. *Med Teach* 2005;27:10-28.
 25. Gallagher AG and Cates CU. Virtual reality training for the operating room and cardiac catheterization laboratory. *Lancet* 2004;364:1538-40.
 26. Naval Safety Center. www.safetycenter.navy.mil/aviation/checklists/maintenance/ormpersonalminsc/hecklist.html (accessed August 15, 2007).
 27. Hart EM, Owen H. Errors and omissions in anesthesia: a pilot study using a pilot's checklist. *Anesth Analg* 2005;101:246-50.
 28. Unsprung R, et al. Realtime patient safety audits: improving safety every day. *Qual Saf Health Care* 2005;14:284-9.
 29. Hales BM, Pronovost PJ. The checklist--a tool for error management and performance improvement. *J Crit Care* 2006;21:231-5.
 30. Simpson SQ, Peterson DA, O'Brien-Ladner AR. Development and implementation of an ICU quality improvement checklist. *AACN Adv Crit Care* 2007;18:183-9.
 31. Hasan A, Pozzi, Hamilton J. New surgical procedures: Can we minimize the learning curve? *Brit Med J* 2000;320:171-3.
 32. Reason J. Beyond the organizational accident: the need for "error wisdom" on the frontline. *Qual Saf Health Care* 2004;13(Suppl II):ii28-ii33.
 33. Wolfe T. *The Right Stuff*. Farrar, Straus, and Giroux, Inc. New York. 1979.
 34. Lee TH, Torchiana DF, Lock JE. Is zero the ideal death rate? *N Engl J Med*. 2007;357:111-13.
 35. Burton, TM and Banjo S. How Maker of Stents for Kids Ran Afoul of FDA. *Wall Street Journal*. July 5, 2007. Page B1.
 36. Lock JE. Device availability for the child with heart disease. *J Am Coll Cardiol* 2007;49:2222.
 37. Alexander M. Night shift nightmare. *Reader's Digest* June 2007:112-120.
 38. Tauber M, Dennis A, Breuer H, Clark C, Jordan J. The Quaid twins: "Fighting for their lives." *People* December 10, 2007:64-7.
 39. Reason JT, Carthey J, de Leval MR. Diagnosing "vulnerable system syndrome": an essential prerequisite to effective risk management. *Qual Health Care* 2001;10(Suppl II):ii21-ii25.
 40. Helmreich RL. On error management: lessons from aviation. *Brit Med J* 2000;320:781-5.
 41. Samuel Johnson. *The History of Rasselas, Prince of Abyssinia*. In Parentheses Publications. Oriental Series. Cambridge, Ontario. 1999.
 42. Leape LL, Berwick DM, Bates DW. What practices will most improve safety? Evidence-based medicine meets patient safety. *JAMA* 2002;288:501.

Acknowledgements

The authors thank Frank H. Morriss, MD, Eduardo Salas, PhD, and Edwin Petrossian, MD for the helpful suggestions they made during the preparation of this article. Dr. Morriss is Professor of Pediatrics in the Division of Neonatology of the Department of Pediatrics at the University of Iowa. Dr. Salas is Trustee Chair and Professor in the Department of Psychology and Program Director for Human Systems Integration in the Institute for Simulation and Training at the University of Central Florida. Dr. Petrossian is Clinical Associate Professor of Cardiothoracic Surgery at Stanford University and a pediatric cardiac surgeon practicing at Children's Hospital Central California.

Authors

Dr. Coulson is a pediatric cardiologist practicing at Children's Hospital Central California in Madera, CA, with Children's Cardiology of the Bay Area in San Mateo, CA, and with the University of Iowa. He is a former Naval Flight Surgeon and a gen-

eral aviation pilot with single engine land and instrument ratings.

Dr. Seddon trained as a general surgeon and spent 19 years in the Astronaut Corps and has three Space Shuttle flights to her credit. She served for 11 years as the Assistant Chief Medical Officer at Vanderbilt University Medical Center. Currently she works as a speaker and consultant, and is a partner in LifeWings Partners, LLC, a company that uses aviation best practices to improve patient safety.

Captain Readdy is a retired Naval Aviator and Naval Test Pilot and a former Space Shuttle Pilot, Mission Commander, and NASA Associate Director. He has three Space Shuttle flights to his credit. He is currently a consultant for the aerospace industry and Editor-at-Large for Aviation Week and Space Technology. He is managing partner for Discovery Partners International, LLC.

CCT

Corresponding Author

John D. Coulson, M.D.
Department of Cardiology
Children's Hospital Central California
9300 Valley Children's Place
Madera, CA 93638
Children's Cardiology of the Bay Area
2051 Pioneer Court
San Mateo, CA 94403

pedihearts@sbcglobal.net

Rhea Seddon, MD
LifeWings Partners, LLC

William F. Readdy
Discovery Partners International, LLC
Editor-at-Large
Aviation Week and Space Technology



Pediatric Critical Care Medicine 2008

5th Biannual Review for Board Preparation, Recertification, and Comprehensive Update

Program Directors: Anthony D. Slonim, MD, DrPH, FCCM and Heidi J. Dalton, MD, FCCM

Location: The Ritz-Carlton, Tysons Corner - McLean, VA **Date:** April 12-15, 2008

For a full course brochure and on-line registration, please visit www.cbcbiomed.com or call 201-342-5300

Medical News, Products and Information

E-mail Access May Improve Patient-Surgeon Communication

Providing patients with e-mail access to their surgeon appears to improve communication without affecting patient satisfaction, according to a report in the February issue of Archives of Surgery, one of the JAMA/Archives journals.

"The fundamental basis of the physician-patient relationship has always been face-to-face communication. However, advances in communications technology have, from time to time, challenged that assumption," according to background information in the article. Although e-mail has been used worldwide to transform communication in various industries such as banking and retail, little has been published regarding its use in health care "other than dire warnings about the potential minefield of legal disasters and litigation that might accompany its use."

Peter Stalberg, MD, PhD, of the Royal North Shore Hospital, Sydney, Australia, and colleagues studied 100 patients prior to undergoing thyroid or parathyroid surgery. Of those, 50 (average age 45.1) were assigned to receive an information sheet including the surgeon's e-mail address and a statement informing them that the surgeon's preferred method of communication was e-mail. Another 50 patients (average age 48.2) received an information sheet that did not include an e-mail address or statement about the surgeon's preferred mode of communication. The surgeon's e-mail address was available to both groups on the appointment card and a website. Researchers assessed patient communication with the surgeon outside of consultation as well as information provided on patient satisfaction questionnaires.

In total, 26 of 100 patients (26%) initiated additional communication with the surgeon around the time of operation, 19 of 50 (38%) in the group provided with e-mail information and 7 of 50 (14%) in the group not given e-mail information on the contact sheet. "Of those who initiated communication, 22 of 26 (84%) did so by e-mail; three (12%), by fax and one (4 percent), by telephone," the authors write. For patients using email, 18 of 22 (81%) were in the group provided with e-mail information, while four of the 22 (18%) were in the group that did not receive e-mail information on their contact sheet.

"People who use e-mail certainly would like to have e-mail access to their physicians," the authors conclude. "Despite the many concerns, we believe that this study shows that the provision to patients of readily available e-mail access to their surgeon provides a very effective means of improving communication prior to patients undergoing elective surgery."

For more information: jama.ama-assn.org/



PEDIATRIC CARDIOLOGIST

San Antonio, Texas

Well-established, full service pediatric cardiology practice in San Antonio seeks an additional pediatric cardiologist to join our five-member team. We have hospital affiliations with excellent cardiac catheterization labs, state-of-the-art imaging facilities, and an open-heart surgical program with a PICU covered 24/7 by board certified intensivists. This is an outstanding opportunity for someone who is a team player. Must be BC/BE in pediatric cardiology with an interest in all clinical aspects of the practice, including servicing outreach clinics within South and West Texas. Recent and forthcoming fellowship graduates are encouraged to apply. San Antonio, located on the edge of the Texas Hill Country, is a modern, historic, vacation city with many cultural and recreational attractions.

Pediatrix offers physicians competitive salaries and excellent benefits, including professional liability insurance, CME allowance, comprehensive health/life benefits, stock purchase plan and 401(k), EOE.

For more information contact Karen Everest, Pediatric Cardiology Associates, 210.614.3264, ext. 122, 210.614.3921(fax). karen_everest@pediatrx.com

Pediatric Cardiology Associates

an affiliate of Pediatrx Medical Group, Inc.

4499 Medical Drive, Suite 272, San Antonio, TX 78229

www.pediatrx.com

Do you Want to Recruit a Pediatric Cardiologist?

Advertise in Congenital Cardiology Today, the only monthly publication totally dedicated to pediatric and congenital cardiology.

For more information, send an email to: TCarlsonmd@mac.com

Patients Appear to Have Lower Rate of Survival if In-Hospital Cardiac Arrest Occurs During Night, Weekends

Patients who have an in-hospital cardiac arrest at night or on the weekend have a substantially lower rate of survival to discharge than hospitalized patients who experience a cardiac arrest during day/evening times on weekdays, according to a study in the February 20 issue of JAMA.

The detection and treatment of cardiac arrests may be less effective at night because of patient, hospital, staffing and response factors. If in-hospital cardiac arrests are more common or survival is worse on nights and weekends, this information could have important implications for hospital staffing, training, care delivery processes and equipment decisions, according to background information in the article.

Mary Ann Peberdy, MD, of Virginia Commonwealth University, Richmond, Va., and colleagues evaluated survival rates for adults with in-hospital cardiac arrest by time of day and day of week. The study included data on 86,748 adult in-hospital cardiac arrest events occurring at 507 medical/surgical hospitals participating in the American Heart Association's National Registry of Cardiopulmonary Resuscitation from January 2000 through February 2007. The researchers examined survival from cardiac arrest in hourly time segments, defining day/evening as 7:00 a.m. to 10:59 p.m., night as 11:00 p.m. to 6:59 a.m., and weekend as 11:00 p.m. on Friday to 6:59 a.m. on Monday.


A total of 58,593 cases of in-hospital cardiac arrest occurred during day/evening hours (including 15,110 on weekends), and 28,155 cases occurred during night hours (including 7,790 on weekends).

The researchers found that rates of survival to discharge (14.7% vs. 19.8%), return of spontaneous circulation for longer than 20 minutes (44.7% vs. 51.1%), survival at 24 hours (28.9% vs. 35.4%), and favorable neurological outcomes (11.0% vs. 15.2%) were substantially lower during the night compared with day/evening.

Survival to discharge at night was similar during the week (14.6%) and weekends (14.8%). Survival during day/evening

weekdays (20.6%) was higher than on weekends (17.4%).

(JAMA. 2008;299[7]:785-792. For more information: jama.ama-assn.org/)



Asheville
Cardiology
Associates, P.A.

**Asheville Cardiology Associates
Recruiting BC/BE Pediatric
Non-Invasive Cardiologist**

Known for clinical excellence, Asheville Cardiology Associates is seeking a third pediatric cardiologist with advanced skills in both inpatient and outpatient arenas. Those with expertise in new modality imaging, adult-congenital cardiology, or interest in exercise physiology or electrophysiology, are encouraged to contact us. Development of new programs within the practice is encouraged.

The Peds Division has a complex patient base, with active fetal and adult-congenital programs. Outpatient practice encounters ~3,000 clinic visits, ~2,000 echoes per year, with a growth rate of 5-7% annually. Inpatient is performed at Mission Hospitals, consistently rated in Top 100 Heart Hospitals in last six years. Its new children's outpatient facility is well represented by subspecialists and ancillary services.

Asheville is a beautiful city of 70,000 (county has 200,000 plus MSA of 391,000). Located in the Blue Ridge Mts. of North Carolina, it offers excellent public and private schools, universities and colleges. Amenities such as great restaurants, arts, music, & theater put it on the list of best places to live in many publications. A mild four season climate gives opportunities for mountain biking, hiking, camping, fishing, golf, whitewater activities and skiing.

Visit our website, www.avlcard.com
for more information.

**All inquiries remain confidential.
Please send CV to:**

James J. McGovern, MD, FACC
Fax: (828) 277-6350
Email: jimm@avlcard.com

CONGENITAL CARDIOLOGY TODAY

© 2008 by Congenital Cardiology Today
ISSN: 1544-7787 (print); 1544-0499 (online).
© 2007 by Congenital Cardiology Today
(ISSN 1554-7787-print; ISSN 1554-0499-online). Published monthly. All rights reserved.

Headquarters

9008 Copenhaver Dr. Ste. M
Potomac, MD 20854 USA

Publishing Management

Tony Carlson, Founder & Editor

TCarlsonmd@mac.com

Richard Koulbanis, Publisher & Editor-in-Chief

RichardK@CCT.bz

John W. Moore, MD, MPH, Medical Editor/

Editorial Board

JMoore@RCHSD.org

Jeffrey Green, Contributing Editor

Editorial Board

Teiji Akagi, MD

Zohair Al Halees, MD

Mazeni Alwi, MD

Felix Berger, MD

Fadi Bitar, MD

Jacek Bialkowski, MD

Philipp Bonhoeffer, MD

Mario Carminati, MD

Anthony C. Chang, MD, MBA

John P. Cheatham, MD

Bharat Dalvi, MD, MBBS, DM

Horacio Faella, MD

Yun-Ching Fu, MD

Felipe Heusser, MD

Ziyad M. Hijazi, MD, MPH

Ralf Holzer, MD

Marshall Jacobs, MD

R. Krishna Kumar, MD, DM, MBBS

Gerald Ross Marx, MD

Tarek S. Momenah, MBBS, DCH

Toshio Nakanishi, MD, PhD

Carlos A. C. Pedra, MD

Daniel Penny, MD

James C. Perry, MD

P. Syamasundar Rao, MD

Shakeel A. Qureshi, MD

Andrew Redington, MD

Carlos E. Ruiz, MD, PhD

Girish S. Shirali, MD

Horst Sievert, MD

Hideshi Tomita, MD

Gil Wernovsky, MD

Zhuoming Xu, MD, PhD

William C. L. Yip, MD

Carlos Zabal, MD

FREE Subscription

Congenital Cardiology Today is available free to qualified professionals worldwide in pediatric and congenital cardiology. International editions available in electronic PDF file only; North American edition available in print. Send an email to Subs@CCT.bz. Include your name, title, organization, address, phone and email.

Contacts and Other Information

For detailed information on author submission, sponsorships, editorial, production and sales contact, current and back issues, see website or send an email to:

INFO@CCT.bz.

REVISED DATE

PICS-AICS 08 **July 20-23, 2008** Bellagio, Las Vegas

PEDIATRIC AND ADULT INTERVENTIONAL CARDIAC SYMPOSIUM



Course Directors: Dr. Ziyad M. Hijazi, Dr. William E. Hellenbrand, Dr. John P. Cheatham, & Dr. Carlos Pedra

- **FOCUSING ON THE LATEST ADVANCES IN INTERVENTIONAL THERAPIES FOR CHILDREN AND ADULTS** with congenital and structural heart disease, including the latest technologies in devices, implantable valves, stents and balloons. Special sessions will provide an in-depth focus on septal defect closure, coarctation stenting, hybrid intervention for HLHS and fetal intervention.
- **SPECIAL SESSIONS** will be dedicated to the care of adults with congenital heart disease.
- **HOT DAILY DEBATES** between cardiologists and surgeons on controversial issues in intervention for congenital and structural heart disease.
- The popular session of **"MY NIGHTMARE CASE IN THE CATH LAB"**
- **LIVE CASE DEMONSTRATIONS** featuring approved and non-approved devices will be transmitted daily from many cardiac centers around the world. During these live cases, the attendees will have the opportunity to interact directly with the operators to discuss the management options for these cases.
- **BREAKOUT SESSIONS** for cardiovascular nurses and CV technicians.
- **MEET THE EXPERT SESSION**, held on Sunday, will give attendees the opportunity to discuss difficult cases with our renowned faculty.

ACCREDITATION The Society for Cardiovascular Angiography and Interventions is accredited by the Accreditation Council for Continuing Medical Education (ACCME) to sponsor continuing medical education for physicians.

Abstract Submission Deadline is March 15, 2008.

For registration and abstract submission go online to www.picsymposium.com





Children's National
HeartInstitute

Division Chief Pediatric Cardiology

The Children's National Medical Center in Washington, DC is recruiting a pediatric cardiologist experienced in either basic or clinical research to direct its Division of Cardiology. The Division of Cardiology is an integral part of the Children's National Heart Institute which includes Cardiovascular Surgery, Cardiac Intensive Care and Cardiac Anesthesia. There are currently 26 pediatric cardiologists in the Division with dedicated outpatient and inpatient coverage, echocardiography and cardiac MRI expertise, interventional cardiology and electrophysiology expertise, and an adult congenital heart disease program. The division has an approved Pediatric Cardiology fellowship program and currently has 12 cardiology fellows. Physicians in the division have faculty appointments at The George Washington University School of Medicine and Health Sciences in the Pediatrics Department.

The Children's National Heart Institute performs over 13,000 outpatient visits and echocardiograms yearly. The Interventional Cardiology program has 2 dedicated faculty members and performs over 500 procedures yearly. The Electrophysiology program has 2 dedicated faculty and performs over 100 invasive procedures yearly. The Cardiovascular Surgery program is performing over 500 procedures yearly and participates in the STS database. The Heart Institute just recently moved into Children's new patient tower with 15-18 CICU beds and 18-21 private step down beds. An 11,000 sq. ft. cardiology clinic will open in 2009 in the main hospital. In addition to the clinic within the hospital, the Division performs inpatient consultations at 12 regional hospitals and outpatient consultations at 18 sites within the District of Columbia, Maryland, Virginia and Delaware.

Faculty within the division are involved in basic and clinical research within the Children's Research Institute of Children's National Medical Center and in the intramural program of the National Institutes of Health. CRI is the research arm of Children's National Medical Center and is ranked in the top 10 of all children's hospitals/departments of pediatrics in NIH funding. Space will be provided in a newly constructed research floor for basic science research and there is a GCRC with associated offices for clinical investigators. More information about our research programs can be found at www.childrensnational.org/research.

Children's National Medical Center, located in Washington, DC, is a proven leader in the development of innovative new treatments for childhood illness and injury. Consistently ranked among the top pediatric hospitals in America, Children's has been serving the nation's children for more than 135 years. Children's National is proudly ranked among the best pediatric hospitals in America by US News & World Report and the Leapfrog Group.

Please send inquiries and curriculum vitae to:

Raymond W. Sze, M.D.
Search Committee Chair
Children's National Medical Center
111 Michigan Avenue, NW
Washington, DC 20010
202-476-5710
rsze@cnmc.org
www.childrensnational.org



Children's Hospital is an Equal Opportunity Employer.

**Dr. Richard A. Jonas and Dr. Gerard R. Martin Welcome
Dr. David L. Wessel
to Children's National Medical Center**

Dr. Wessel joins Children's as the new Executive Director of the Center for Hospital-Based Specialties and Division Chief of Critical Care Medicine. He is board certified in four specialties: pediatrics, anesthesiology, pediatric critical care, and pediatric cardiology. As a pioneer in pediatric cardiology and critical care medicine, Dr. Wessel's experience will also benefit the Children's National Heart Institute, which is evolving into one of the nation's premiere pediatric cardiology programs in the country.

Cardiac Intensive Care at Children's National has expanded into its new state of the art CICU. We are currently seeking senior clinical fellows and Cardiac Intensive Care faculty with critical care and cardiology training to join the team. Dr. Wessel can be reached at 202-476-2182 or dwessel@cnmc.org.



Gerard R. Martin, M.D., F.A.A.P., F.A.C.C.
Executive Director, Center for Heart, Lung and Kidney Disease
C. Richard Beyda Professor of Cardiology
Co-Director, Children's National Heart Institute



Richard A. Jonas, M.D., F.R.A.C.S.
Chief, Division of Cardiac Surgery
Cohen Fungar Professor of Surgery
Co-Director, Children's National Heart Institute



**Children's National
Heart Institute**



Save the Date

**Management of Congenital Heart Disease
in the Fetus and Neonate**

Presented by the Children's National Heart Institute

Course Directors: Mary Donofrio, Richard Jonas and Gerard Martin

October 25, 2008

Fairmont Hotel, Washington, DC



For more information please call
202-476-2811 or email lyoung@cnmc.org
www.childrensnational.org

**Children's National
Heart Institute**