

# CONGENITAL CARDIOLOGY TODAY

Timely News and Information for BC/BE Congenital/Structural Cardiologists and Surgeons

Volume 13 / Issue 7A

July 15, 2015

SPECIAL PICS-AICS 2015 PREVIEW  
North American Edition

## IN THIS ISSUE

**Pediatric & Adult Interventional Cardiac Symposium (PICS~AICS 2015), with Live Case Demonstrations, to be Held September 18<sup>th</sup>-21<sup>st</sup>, 2015, at The Aria Hotel, Las Vegas, NV USA**

*By Ziyad M. Hijazi, MD; Damien Kenny, MD on behalf of Course Directors and Co-Directors  
~ Page 1*

**Accreditation ~ Page 6**

**September 17<sup>th</sup> - Collaboration to Counter Complexity: The Future of Congenital and Structural Interventions Special One Day Industry-Sponsored Symposium at PICS~AICS ~ Page 4**

**September 18<sup>th</sup> - PICS Friday Session ~ Page 6**

**September 19<sup>th</sup> - PICS Saturday Session ~ Page 7-8**

**September 20<sup>th</sup> - PICS Sunday Session ~ Pages 10-11**

**Summary Lives Cases and Operators ~ Pages 10**

**September 21<sup>st</sup> - PICS Monday Session ~ Page 12**

**PICS Achievement Award 2015 ~ Page 14**

**Sign-up Now For The 3<sup>rd</sup> Annual PICS~AICS 5K RUN ~ Page 15**

**PICS~AICS Registration Information ~ Page 16**

**Guest Faculty ~ Page 16**

**PICS~AICS Course Directors ~ Page 18**

**CONGENITAL CARDIOLOGY TODAY**  
Editorial and Subscription Offices  
16 Cove Rd, Ste. 200  
Westerly, RI 02891 USA  
[www.CongenitalCardiologyToday.com](http://www.CongenitalCardiologyToday.com)

[www.picsymposium.com](http://www.picsymposium.com)

## Pediatric & Adult Interventional Cardiac Symposium (PICS~AICS 2015), with Live Case Demonstrations, to be Held September 18<sup>th</sup>-21<sup>st</sup>, 2015, at The Aria Hotel, Las Vegas, NV USA

*By Ziyad M. Hijazi, MD; Damien Kenny, MD  
on behalf of Course Directors and Co-Directors*

Dear Colleagues,

*The Pediatric and Adult Interventional Cardiac Symposium – PICS-AICS 2015, is being held at the Aria Hotel, Las Vegas from September 18<sup>th</sup>-21<sup>st</sup>, 2015. The focus of this year's meeting is on how we can overcome greater complexity through collaboration. Hence, we have focused sessions outlining opportunities for greater integration with adult structural heart disease specialists and congenital surgeons. As well as integrating the new, we have endeavored to ensure the meeting continues to support open dialogue, as well as visual learning, along with updates from all the relevant trials and societies, with real opportunities for networking and sharing global clinical and research experience. We will continue to provide a professional but relaxed atmosphere to support this fantastic learning opportunity with social gatherings to ensure friends can meet and enjoy catching up.*

We really wanted to focus in this year's meeting on ways we can work together to rise to the challenges of the next 40 years. This year sees the celebration of great innovations in CHD

with the first report of the use of prostaglandin to maintain ductal patency, as well as the true beginning of device closure with the first report of ASD closure from Terry King and Noel Mills. We are honored to have Dr. King talk at the meeting, and give us his perspective on the evolution of ASD closure and part of our prerogative is to challenge the new generation to build on Dr. King's platform to push the boundaries of interventional therapies for congenital and structural patients.

The live cases remain the focal point of the meeting. Live cases will be beamed from nine national and international venues with experienced operators that will demonstrate the latest in medical device technology using approved and investigational devices/valves/stents, etc. The live cases this year will be transmitted live via satellite from: Riyadh, Córdoba, São Paulo, Mumbai, Las Vegas, Seattle, Columbus, Houston and San Diego.

This year's meeting will be preceded by an imaging symposium on Thursday evening with discussions concentrated on advanced imaging platforms for cardiac catheterization. Imaging platforms and radiation reduction constitute one of the great new horizons of catheterization, and we urge you to attend as we will have state-of-the art talks from all the major imaging



## RECRUITMENT ADVERTISING IN CONGENITAL CARDIOLOGY TODAY

- Pediatric Cardiologists
- Congenital/Structural Cardiologists
- Interventionalists
- Echocardiographers
- Imaging Specialists
- Electrophysiologists
- Congenital/Structural Failure Specialists
- Cardiac Intensivists

For more information and pricing: [recruit@CCT.bz](mailto:recruit@CCT.bz)

Toshiba **gives you a voice.**



**At Toshiba, we go beyond listening** and give you a voice. Because understanding your business is our business, your challenges become our challenges, and together, we find creative ways to solve them. With decades of experience and groundbreaking technology built into all of our products, you can see you're actually being heard. It's not just lip service.

COMPUTED TOMOGRAPHY

MAGNETIC RESONANCE

PET/CT

ULTRASOUND

VASCULAR X-RAY

X-RAY

platform vendors so that you may bring this evolving technology to your patients.

On Friday, September 18<sup>th</sup>, the morning will begin with Live Case Transmissions. We will continue with the popular Taped Case Sessions over lunchtime with three taped cases presented and discussed on both Friday and Saturday. The afternoon sessions will include a session focused on QA/QI issues for the Cath Lab, and also discuss new accreditation benchmarks that are evolving, as well as how registries can meaningfully help us to improve the service we provide. Friday will finish with Oral Abstract Presentations with the best abstracts going forward to an abstract final presentation on Sunday lunchtime. We have had over 180 abstract submissions from all over the globe, and we are committed to ensuring that the scientific efforts of our colleagues are given the attention they deserve so that we may all learn from their innovation.

On Saturday, September, 19<sup>th</sup>, live cases will be followed by a special collaborative joint session with the Congenital Surgeons discussing opportunities and obstacles for development of hybrid techniques. This is a pivotal opportunity for us to discuss the benefits and challenges of hybrid therapies, and we are hopeful that this session will provide a platform for a working document on hybrid therapies for congenital and structural heart disease. We are honored this year to have a number of world-renowned surgeons as part of our faculty including Professor Sir Magdi Yacoub, one of the pioneers of congenital heart surgery and cardiac transplantation. There will be a Structural Heart Breakout session entitled "Innovations in Structural Heart Disease." There will be further breakout sessions for nurses and technologists and younger interventionalists who are establishing their practice, as well as continuation of the special breakout for our Spanish-speaking attendees.

Other popular sessions, including "My Nightmare Case in the Cath Lab" and "Meet the Experts" ensure opportunity for discussion and learning from each other's experiences. The final afternoon will provide a competitive feel as the girls will challenge the boys to a "Best Case" lunchtime session followed by a "Battle of the Continents," a quiz-based session on all aspects of catheterization with the winner claiming global victory and dominance!

Poster abstracts will be displayed throughout the meeting. We will continue to support younger interventionalists through the PICS Young Leadership Program, with the winner receiving faculty status and involvement in the meeting. We also wish to recognize those committed to research with The Charles S. Kleinman, MD Scientific Scholarship Award, given in memory of our dear friend Dr. Charlie Kleinman, who was so close to the PICS family. The winner will receive a \$5,000 grant towards his/her research endeavor.

We look forward to welcoming you to back to Las Vegas. Please don't forget to get in shape for the 5K Run, which promises to be memorable this year! It supports a great cause: providing funds for equipment for mission trips to the developing world. Your participation is what makes the meeting the success that it is, and we look forward to learning with and from you.

*Yours truly,*

*Ziyad M. Hijazi and Damien Kenny  
on behalf of Course Directors and Co-Directors*

**CCT**



**PICS-AICS**  
Pediatric and Adult Interventional Cardiac Symposium

**PICS ~AICS IS SPONSORED BY**



**RUSH UNIVERSITY  
MEDICAL CENTER**

Sponsored for CME credit by Rush University Medical Center



*Member of Qatar Foundation*



@RushMedical ([www.Twitter.com/RushMedical](http://www.Twitter.com/RushMedical))



[www.facebook.com/RushUniversityMedicalCenter](http://www.facebook.com/RushUniversityMedicalCenter)



[www.youtube.com/rushmedicalcenter](http://www.youtube.com/rushmedicalcenter)

*The PICS Foundation in collaboration with the Rush University Medical Center.*



## SEPTEMBER 17<sup>th</sup> - THURSDAY SESSION

### Collaboration to Counter Complexity: The Future of Congenital and Structural Interventions Special One Day Industry-Sponsored Symposium at PICS~AICS

**Moderators:** John Cheatham, Ziyad M. Hijazi

**6:00-8:30 pm - Innovations in Imaging for Congenital and Structural Heart Disease Interventions - Just How Far Can They Take Us?**

- Siemens
- Toshiba
- Philips



RUSH UNIVERSITY  
MEDICAL CENTER



PICS-AICS  
Pediatric and Adult Interventional Cardiac Symposium

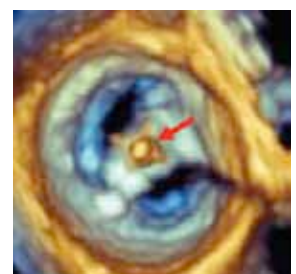
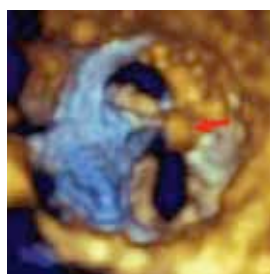
### Sponsored for CME Credit by Rush University Medical Center

Rush University Medical Center is accredited by the Accreditation Council for Continuing Medical Education to provide continuing medical education for physicians. Rush University Medical Center designates this live activity for a maximum of (35) AMA PRA Category 1 Credit(s)<sup>™</sup>. Physicians should claim only credit commensurate with the extent of their participation in the activity.

Rush University is accredited as a provider of continuing nursing education by the American Nurses Credentialing Center's Commission on Accreditation. Rush University designates this live activity for (35) Continuing Education credit(s).

This activity is approved for a maximum of 28 credits by the American Society of Radiologic Technologists (ASRT)

This activity is being presented without bias and with commercial support.





**Medtronic**

&



**COVIDIEN**


*Welcoming Covidien to Medtronic*

# TOGETHER CREATING MEANINGFUL INNOVATIONS

Pulse Oximetry Monitoring for CCHD Screening  
Transcatheter and Surgical Heart Valves  
Cerebral/Somatic Monitoring  
Oxygenators and Filters  
Ablation Technologies  
RVOT Conduits  
Pacemakers  
Cannulae  
ICDs



PLEASE  
VISIT OUR  
BOOTH AT  
PICS/AICS 2015!



Two leaders committed  
to the lifetime management of  
patients with congenital heart disease.  
**EVERY STEP OF THE WAY.**



## SEPTEMBER 18<sup>th</sup> - PICS FRIDAY SESSION

**8:00-8:10 am - Welcome** - Ziyad M. Hijazi

**8:10-8:20 am - Live Case 2014 Update** – Kiran Mallula

**8:25-10:30 am - Live Cases - (Riyadh, Córdoba, São Paulo) -**

Moderators: Ziyad M. Hijazi, John Cheatham

Digital Moderators: Damien Kenny, Bryan Goldstein

Panelists: BG Alekhan, Carlos Zabal, Daniel Gruenstein, Alexander Javois, Seong-Ho Kim, Ali El-Halabi

**10:30-10:45 am - Coffee Break**

**10:45-12:45 pm - Live Cases - (Riyadh, Córdoba, São Paulo) -**

Moderators: John Carroll, Thomas Jones

Digital Moderators: Alexander Javois, Reda Ibrahim

Panelists: Francisco Garay, Thomas Fagan, Makram Ebeid, Roberto Cubeddu, Maiy El Sayed, Nguyen Lan Hieu

**12:45 - Lunch Available**

**1:00-2:00 pm - Lunchtime Session - Taped Cases**

Moderators: Dave Balzer, Aimee Armstrong

- Brent Gordon
- Bryan Goldstein
- Jeremy Asnes

**2:00-3:30 pm - Congenital and Structural Interventions - What We Can Learn from Each Other -** Moderators: John Carroll, Neil Wilson, Ziyad M. Hijazi

- **Imaging:** Transesophageal Echocardiography - What the Congenital Guys Showed Me – *Rebecca Hahn*
- **Technique:** General Anesthesia, Blood Preservation, Hemostasis Devices, Transseptal Puncture, Dual Antiplatelet Therapy – *Clifford Kavinsky*
- **Physiology:** Measuring Shunts, Flows, or Just Taking the Path of Least Resistance? When and Why Make the Effort? – *Jamil Aboulhosn*
- **Devices:** Necessity as the Mother of Invention, From PDA Devices to the Ventricular Septum, the Left Atrial Appendage and Paravalvar Leaks – *Horst Sievert*
- **Stents / Advanced angioplasty:** Thanks for Showing Us the Way – *Felix Berger*
- **Evolution:** Bonhoeffer to Cribrier, Why Everyone Wins. Our Shared Property Encourages Industry to Listen and Maintain R&D – *Thomas Jones*



## SEPTEMBER 18<sup>th</sup> - PICS FRIDAY SESSION

**2:00-3:30 pm - Breakout Session - QA/QI and Accreditation for the Cath Lab -** Moderators: Alexander Javois, Larry Latson, Ralf Holzer

- **What Is Quality? Strategies for Quality Improvement and Assurance, National and International (One Shoe Does Not Fit All)** – *Ralf Holzer*
- **Accreditation for Congenital Cardiac Catheterization Laboratories- Will it Improve Quality?** – *Larry Latson*
- **IMPACT – We Are Listening!!** – *Robert Vincent*
- **C3PO – QI: Why Multicenter QI Initiatives Are Important** – *Lisa Bergersen*
- **QA in Developing Countries; How to Achieve High Quality with Limited Resources** – *Francisco Garay*
- **Putting It Together Locally: Real Patient Impact of QA/QI** – *Andrew Glatz*
- **Discussion**

**2:00-3:30 pm - PICES Breakout Session**

**3:15-3:45 pm - Coffee Break / Visit Exhibits**

**3:45-5:45 pm - Abstract Presentations**

**Room 1:** Moderators: John Bass, Girish Shirali, Marco Papa

**Room 2:** Moderators: Teiji Akagi, Michael de Moor, JV DeGiovanni

**5:50-6:00 pm - PICS Award**

**6:00-8:00 pm - Welcome Reception**



## SEPTEMBER 19<sup>th</sup> - PICS SATURDAY SESSION

**8:00-8:15 am - Special Lecture: Transcatheter ASD Closure – 40 Years Old – Terry King**

**8:20-10:20 am - Live Cases - (Mumbai, San Diego, Las Vegas) -**  
**Moderators:** Giacomo Pongiglione, Eric Horlick, William Hellenbrand  
**Digital Moderators:** Henri Justino, Daniel Gruenstein  
**Panelists:** Mazeni Alwi, Jacek Bialkowski, Sertac Cicek Thomas Forbes, Jacqueline Kreutzer, Levent Saltik

**10:20-10:45 am - Coffee Break**

**10:45-12:45 pm - Live Cases (Mumbai, San Diego, Las Vegas) -**  
**Moderators:** Shakeel Qureshi, Mario Carminati, Damien Kenny  
**Digital Moderators:** Daniel Levi, Lynn Peng  
**Panelists:** Wei Gao, Worokan Promphan, Kanishka Ratnayaka, Mark Reisman, Raul Rossi, Shyam Sathanandam

**1:00-2:00 pm - Lunch Session - Taped Cases**

**Moderators:** David Nykanen, Julie Vincent, John Cheatham

- Mark Osten
- Christopher Petit
- Frank Ing

**2:00-5:30 pm - Joint Session with the Congenital Heart Surgeons – Building a Successful Hybrid Program – The Collaborative Approach -** **Moderators:** Michel Ilbawi, Damien Kenny

- **Hybrid Approaches in CHD – A Slow Starter or Past Its Prime?**
  - **The Interventionalist's Viewpoint:** Dietmar Schranz
  - **The Surgeon's Viewpoint:** Christopher Caldarone
- **Cardiopulmonary Bypass – Myths and Truths**  
– Massimo Caputo
- **"I Just Don't Like the Hybrid Room" – Lessons for the Future** – Mark Galantowicz
- **No Way In – Hybrid Approaches to Access the Heart in Neonates with Critical Outflow Tract Obstruction**  
– Darren Berman
- **Perventricular VSD Closure – Pushing the Boundary**  
– Zahid Amin
- **Working Together – Are There Lessons to be Learnt from the Heart Team Concept in Structural Heart Disease?**  
– Roberto Cubeddu
- **Exit Angiography – Is it Worth the Hassle?** – Ralf Holzer
- **Discussion and Break**
- **Pulmonary Valve Replacement – An Opportunity to Build**
  - **Interventional Perspective:** Frank Ing
  - **Surgical Perspective:** Alistair Phillips
- **Cases and Discussion:**
  - **Carotid Cutdown for Ductal Stenting in a Neonate with Duct-Dependent Circulation** – Mazeni Alwi
  - **Perventricular Closure of Perimembranous Defects**  
– Alexander Y. Omelchenko
- **Hybrid Interventions on the Pulmonary Arteries – When Can We Stent and When Should We Patch?** – Sertac Cicek
- **Optimizing Decision-Making in Planning a Hybrid Procedure** – Julie Vincent
- **Debate: The Hybrid Approach to HLHS Should Remain on the Reserves Bench – A Data Driven Debate and Discussion**
  - **Pro:** Michel Ilbawi
  - **Con:** Lee Benson
- **Discussion**





## SEPTEMBER 19<sup>th</sup> - PICS SATURDAY SESSION

**2:00-5:30 pm - Breakout Session - Innovations in Structural Heart Disease - Moderators:** Robert March, Clifford Kavinsky, Ziyad M. Hijazi

- **Mitral Valve and the Left Atrial Appendage**
  - Anatomy Wet Lab Demonstrations – Mark Reisman
  - Approval of the WATCHMAN...Are There Still Unanswered Questions? – Zoltan Turi
  - Next Generation Devices....Will Another Device Achieve FDA Approval Within 10 Years? – Saibal Kar
  - The Changing Landscape of Percutaneous Mitral Valve Repair – Horst Sievert
  - Percutaneous Mitral Valve Replacement: Where Will We Be in 5 Years? – Matt Gillespie
- **Tricuspid Valve Disease**
  - Anatomy Wet Lab Demonstrations – Mark Reisman
  - Case Presentation – John Carroll
  - Heterotopic Valve Replacement for Severe TR – Doomed to Fail or a Niche Market? – Hans Figulla
  - Percutaneous Tricuspid Valve Repair for Chronic Tricuspid Regurgitation: The Mitralign Device – Scott Lim
  - Trans-Atrial Intrapericardial Tricuspid Annuloplasty – Robert Lederman
  - The Current State of Valve-in-Valve Tricuspid Technology for Failed Bioprostheses – Doff McElhinney

**3:45-4:00 pm - Break**

- **Aortic Valve Disease**
  - Anatomy Wet Lab Demonstrations – Mark Reisman
  - Case Presentation – Adam Greenbaum
  - Prevention of Catastrophic Complications During TAVR Procedures – Robert March
  - Emerging Transcatheter Aortic Valve Technologies – Hans Figulla
  - TAVR for Aortic Regurgitation – Steve Bailey
  - Predictors for Early Discharge after TAVR – Christian Spies
- **Patent Foramen Ovale/Paravalvular Leaks**
  - Case Presentation – Ziyad M. Hijazi
  - FDA Approval: Is There Enough Evidence to Appeal for Limited Approval for PFO Closure in High-Risk Patient Subsets – Mark Reisman
  - Where Do We Stand with Percutaneous Treatment of Paravalvular Leaks? – Zoltan Turi

## SEPTEMBER 19<sup>th</sup> - PICS SATURDAY SESSION

**2:00-5:30 pm - Breakout Session - Nursing and Associated Professionals - Moderators:** Sharon L. Cheatham, Mary Heitschmidt, Kathleen Nolan

- **Quality and Safety in the Cath Lab** – Mary Heitschmidt
- **Simulation** – Elaine Sigalet
- **Transition from the Clinical Cath Lab to the Animal Lab** – Jason Swinning
- **Electronic Updates to Families Directly from the Cath Lab & OR** – Ashley Hodge

**3:00-3:30 pm - Break**

- **MRI-Guided Transcatheter Therapy** – Kanishka Ratnayaka
- **Percutaneous Transcatheter Valve in Valve Replacement** – Matt Gillespie
- **CT Surgeon's Role in Intervention in the Modern Day Cath Lab** – Mark Galantowicz
- **"Analyze This" – Interactive Session** (An interactive session with audience participation and prizes) – Kathleen Nolan, Jason Swinning

**5:35-6:35 pm - Meet the Experts**

- **Room 1** – Michael Tynan, Mario Carminati
- **Room 2** – Charles Mullins, Horacio Faella



**PICS-AICS**  
Pediatric and Adult Interventional Cardiac Symposium

**ARIA • LAS VEGAS**  
**SEPT. 18-21, 2015**

[www.picsymposium.com](http://www.picsymposium.com)



# NIT-OCCLUD<sup>®</sup>

## COIL SYSTEM FOR PDA CLOSURE



## A SAFER, EASIER WAY TO CLOSE

The Nit-Occlud<sup>®</sup> coil system for PDA closure is designed to match individual morphologies and sizes

The Nit-Occlud<sup>®</sup> PDA coil is repositionable and retrievable prior to release

The Nit-Occlud<sup>®</sup> PDA coil was determined to be MRI conditional

The delivery system facilitates optimal device positioning

Tight and compact windings ensure efficient occlusion

Radiopaque

For more information or to place an order, contact your B. Braun Interventional Systems Inc. representative or call 1-877-VENA-CAV (836-2228)

**pfm**medical

Manufacturer:  
pfm medical, ag  
Wankelstraße 60  
50996 Köln, Germany  
T +49 (0)2236 9641-10  
F +49 (0)2236 9641-20



**B | BRAUN**

Interventional  
Systems

Distributed by:  
B. Braun Interventional Systems Inc.  
824 Twelfth Avenue  
Bethlehem, PA 18018 USA  
Tel: 1-877-VENA CAV (836-2228) (USA)  
Fax: 1-610-849-1334  
[www.bisusa.org](http://www.bisusa.org)

Indication: The Nit-Occlud<sup>®</sup> PDA coil is a permanently implanted prosthesis indicated for percutaneous, transcatheter closure of small to moderate size patent ductus arteriosus with a minimum angiographic diameter less than 4mm. Nit-Occlud Brief Statement: Do not implant the Nit-Occlud PDA into patients who have endocarditis, endarteritis, active infection, pulmonary hypertension (calculated PVR greater than 5 Wood Units), thrombus in a blood vessel through which access to the PDA must be obtained, thrombus in the vicinity of the implantation site at the time of the implantation or patients with a body weight < 11 lbs (5 kg). An angiogram must be performed prior to implantation for measuring length and diameter of the PDA. Only the pfm medical implantation delivery catheter should be used to implant the device. Administration of 50 units of heparin per kg body weight should be injected after femoral sheaths are placed. Antibiotics should be given before (1 dose) and after implantation (2 doses) in order to prevent infection during the implant procedure. Do not implant the Nit-Occlud PDA in an MR environment. Do not pull the Nit-Occlud coil through heart valves or ventricular chambers. Contrast media should not be injected through the implantation catheter. The catheter must not be connected to high pressure injectors. Patients may have an allergic response to this device due to small amounts of nickel that has been shown to be released from the device in very small amounts. If the patient experiences allergic symptoms, such as difficulty in breathing or swelling of the face or throat, he/she should be instructed to seek medical assistance immediately. Antibiotic prophylaxis should be performed to prevent infective endocarditis during first 6 months after coil implantation. Potential Adverse Events: Air embolism, Allergic reaction to drug/contrast, Apnea, Arrhythmia requiring medical treatment or pacing, Arteriovenous fistula, Bacterial endocarditis, Blood loss requiring transfusion, Chest pain, Damage to the tricuspid or pulmonary valves, Death, Embolization of the occluder, requiring percutaneous or surgical intervention, Endarteritis, False aneurysm of the femoral artery, Fever/Headache/migraine, Heart failure, Hemolysis after implantation of the occluder, Hypertension, Hypotension or shock, Infection, Myocardial infarction, Occluder fracture or damage, Perforation of the heart or blood vessels, Stenosis of the left pulmonary artery or descending thoracic aorta, Stroke/TIA, Thromboembolism (cerebral or pulmonary), Valvular Regurgitation, Vessel damage at the site of groin puncture (loss of pulse, hematoma etc.)

## SEPTEMBER 20<sup>th</sup> - PICS SUNDAY SESSION

**8:00-9:30 am - Update on Clinical Trials - Moderators:** Marco Papa, Robert Lederman, Damien Kenny

- **Device Development and EFS – Meeting Physicians Halfway** – Nicole Ibrahim
- **Atrial Decompression for Left Heart Failure** – Hans Figulla
- **PARCS and COAST II – Close to Covered Stents in the U.S?** – Richard Ringel
- **Occlusion Device Studies – Update**
  - **St. Jude ASO** – Zahid Amin
  - **GSO** – Scott Lim
  - **NitOcclud** – John W. Moore
  - **Left Atrial Appendage Occlusion** – Saibal Kar
  - **MitraClip** – Scott Lim
  - **Medtronic Self-Expanding PV** – John Cheatham
  - **Advanta V12 Covered Stent** – Elchanan Bruckheimer

**9:30-11:00 am - Congenital and Structural Interventions Over the Next 15 years - Moderators:** Dan Levi, Damien Kenny

- **Keynote Lecture: Innovations at What Price?** – Sir Magdi Yacoub
- **Imaging and Interventions on the Lymphatic System In Complex CHD** – Yoav Dori
- **Bioresorbable Stents and Occlusion Devices – Progress Over the Next 15 Years** – Dan Levi
- **Advances in Stem Cell Technology - How It Will Benefit Us** – Massimo Caputo
- **Transcatheter Fontan Completion – Initial Experience and Future Advances** – John Cheatham
- **Transcatheter Systemic-Pulmonary Shunt in PAH – Will It Catch On?** – Dietmar Shranz
- **Treating Heart Failure in the Cath Lab – Applications for Congenital Heart Patients** – Thomas Jones
- **Holography – How It Will Shape Interventions in the Next 15 Years** – Elchanan Bruckheimer

**11:10 -11:30 am - Coffee Break**

**11:30 am -1:00 pm - Paying Attention to Access – The Gateway to the Heart - Moderators:** Daniel Gruenstein, Thomas Fagan, Thomas Jones

- **Percutaneous Carotid Access in Infants for Interventional Procedures** – Christopher Petit
- **Vessel Rehabilitation – Feasibility and Techniques** – Frank Ing
- **Acute and Semi-Acute Arterial Ischemia Post Catheterization - Etiological Factors and Protocols for Management** – Howaida El Said
- **Simple Modifications for Successful Fontan Fenestration** – K. Sivakumar
- **Too Much Metal – Getting Around a Blockade in the Heart** – Kevin Walsh
- **Debate: Interventional Procedures Pre- and Post- CPB – There Should Be No Time Limits on Either**
  - **Pro:** Dan Gruenstein
  - **Con:** Zahid Amin



## SUMMARY LIVE CASES AND OPERATORS

**FRIDAY, SEPTEMBER 18<sup>TH</sup>**

**KFSH&RC**  
**Riyadh, Saudi Arabia**  
(2 cases)

*Mansour Al-Jufan, MD; Fadel AlFadley, MD*

**Private Hospital of Córdoba**  
**Córdoba, Argentina**  
(2 cases)  
*Alejandro Peirone, MD*

**Instituto Dante Pazzanese de Cardiologia**  
**São Paulo, Brazil**  
(2 cases)  
*Carlos Pedra, MD*

**SATURDAY, SEPTEMBER 19<sup>TH</sup>**

**Nanavati Superspecialty Hospital**  
**Mumbai, India**  
(2 cases)  
*Bharat Dalvi, MD; Prafulla Kerkar, MD*

**Rady Children's Hospital**  
**San Diego, CA USA**  
(2 cases)  
*John W. Moore, Howaida El-Said*

**Sunrise Children's Hospital**  
**Las Vegas, NV**  
(2 cases)  
*Alvaro Galindo, MD; Abraham Rothman, MD*

**MONDAY, SEPTEMBER 21<sup>ST</sup>**

**Nationwide Children's Hospital**  
**Columbus, OH USA**  
(2 cases)  
*Darren Berman, MD; Aimee Armstrong, MD*

**Seattle Children's Hospital**  
**Seattle, WA USA**  
(2 cases)  
*Thomas Jones, MD*

**Texas Children's Hospital**  
**Houston, TX USA**  
(2 Cases)  
*Henri Justino, MD*





## SEPTEMBER 20<sup>th</sup> - PICS SUNDAY SESSION

### 1:00-2:00 pm - Lunch Session - Abstract Finals

Moderators: Michael de Moor, John Bass, Alexander Javois

### 2:00-3:30 pm - Current Controversies in Congenital Heart Interventions

Moderators: Giacomo Pongiglione, Roberto Cubeddu, William Hellenbrand

- Palliation In Newborns with Tetralogy of Fallot: Infundibular vs. Ductal Stenting – JV DeGiovanni
- Complex Aortic Arch Narrowing: Stent vs. Surgical Treatment – Thomas Forbes
- Transcatheter ASD Closure – The Risk of Erosion with Some Devices Is Just Too High
  - Pro: John Rhodes
  - Con: Joachim Miro
- There is a Place for Transcatheter Closure of Perimembranous and Subarterial VSD's – Kevin Walsh
- When Should We Close Aorto-pulmonary Collaterals In Patients with a Single Ventricle? – Mark Fogel

### 4:00-5:30 pm - Update on Valve Interventions in Congenital Heart Disease -

Moderators: William Hellenbrand, Reda Ibrahim

- The Melody Valve Reaches Adolescence. What Lessons Have We Learned and Where Do We Go from Here? – John Cheatham
- Endocarditis – Is it Valve-, Substrate- or Operator-Driven? – Julie Vincent
- Update on Next Generation “Native” RVOT Valve Studies – Ziyad M. Hijazi
- Transcatheter Valve-in-Valve Interventions, Beyond the RVOT – Doff McElhinney
- Transcatheter Aortic Valve Therapy: A Primer for the Congenital Interventional Cardiologist – Eric Horlick
- MitraClip in Congenital Heart Disease – TBD

### 2:00-5:00 pm - Spanish Breakout Session





## SEPTEMBER 21<sup>st</sup> - PICS MONDAY SESSION

### 8:20-9:45 am - Live Cases - (Columbus, Houston, Seattle) -

Moderators: Carlos Pedra, Ziyad M. Hijazi

Digital Moderators: Matthew Gillespie, Michael de Moor

Panelists: Masood Sadiq, Tarek Momenah, Bryan Goldstein, Jou-Kou Wang, Hideshi Tomita, Jae Young Choi

### 9:50-11:10 pm - New Interventions in the Extremely Premature Infant - The Next Frontier - Moderators: Neil Wilson, Felix Berger, Evan Zahn

- Cardiac Catheterization in Premature and Low Birth Weight Infants: Tips, Techniques, Complications and Results: Experiences-to-Date – Lee Benson
- A New Method for Transcatheter PDA Closure in Premature Infants Using Commercially Available Technology:
  - The Cedars Sinai Approach – Evan Zahn
  - The St. Justine Approach – Joachim Miro
- Experience with Hybrid Treatment of HLHS in Low Birth Weight Newborns – Alistair Phillips
- Imaging in Small Infants – Transthoracic Echocardiography Guided Interventions – Craig Fleishman
- Transcatheter Treatment of the Atretic RVOT in Low Birth Weight Newborns – Marc Gewillig
- When Things Go Awry...Cardiopulmonary Bypass Issues Specific to Premature and Low Birth Weight Newborns – Vincent Olshove

### 11:15 am -12:55 pm - Live Cases - (Columbus, Houston, Seattle)

Moderators: William Hellenbrand, Ralf Holzer

Digital Moderators: Julie Vincent, Shyam Sathanandam

Panelists: Yun-Ching Fu, Nathaniel Taggart, Wail Alkashkari, Thomas Doyle, Noa Holoshitz

### 1:00-2:00 pm - Lunchtime Session - The Girls “vs” The Boys - Most Innovative Approach - Moderators: Cliff Kavinsky, Sharon Cheatham

- Closing a Hole: Lynn Peng vs. John Bass
- Opening a Stenosis: Howaida El Said vs. David Balzer
- Replacing a Valve: Jacqueline Kreutzer vs. Mario Carminati

### 2:00-3:30 pm - My Nightmare Case in the Cath Lab

- Moderators: Shakeel Qureshi, Neil Wilson

### 3:45-5 pm - Battle of the Continents - Best Case and Who Knows the Most! - Moderator: Damien Kenny

- Each Continent Will Have 4 Competitors – One Case and GK Questions
  - Europe – Captain: Shakeel Qureshi
  - North America – Captain: Lee Benson
  - South America – Captain: Carlos Pedra
  - Africa, Australia and Asia – Captain: Masood Sadiq

### 5:00pm - Closing Remarks – Ziyad M. Hijazi







# NuDEL™

Triaxial BIB Catheter  
with Sheath & Covered  
CP Stent for the Aorta

## The All-In-One Aortic Stent System

**The NuDEL™ Stent Delivery System is designed for the efficient and effective treatment of Coarctation of the Aorta.**

The NuDEL includes a triaxial balloon in balloon designed catheter with a Covered Mounted CP Stent™, which is then covered by a sheath as an all-in-one system. Combining the proven technologies of our NuMED BIB® balloon catheter and our Covered CP Stent™, the NuDEL System employs both our compact delivery method and the “zig” pattern stent design.

The NuDEL System is available for immediate purchase in the EU. Contact us or your local distributor to place an order.

# NuMED

World Leader in Pediatric Cardiology

NuMED, Inc. | 2880 Main Street | Hopkinton, NY 12965 USA  
Tel: 315.328.4491 | Fax: 315.328.4941 | [www.numedforchildren.com](http://www.numedforchildren.com)

CE 0120

# PICS Achievement Award 2015

The 2015 PICS Award will be given on Friday, September 18<sup>th</sup>, 2015. The Committee (Mike Tynan, Charles Mullins, Shak Qureshi and Lee Benson) chose this year someone special who dedicated his/her life to medicine and interventional therapies.

What distinguishes the PICS Award from other awards, is the amount of work that goes in choosing the winner, then in contacting their family members without their own knowledge to collect their photos and memorabilia, and the element of surprise. Please join us in Las Vegas and share the joy with the winner!

CCT

## PICS Achievement Award

1997 - Charles E. Mullins  
1998 - Michael Tynan  
1999 - Kurt Amplatz  
2000 - Lee Benson  
2001 - James E. Lock  
2002 - William E. Hellenbrand  
2003 - Allen J. Tower  
2004 - Shakeel A. Qureshi  
2005 - Vladmir Fontes  
2006 - Philipp Bonhoeffer  
2007 - John P. Cheatham  
2008 - Carlos Ruiz  
2009 - Mario Carminati  
2010 - Larry Latson  
2011 - Horst Sievert  
2012 - Horacio Faella  
2013 - Savitri Srivastava  
2014 - John Bass  
2015 - ????

## Pioneer Award

2007 - Terry D. King  
2010 - Bill Cook

## PICS Foundation Award

2011 - Charles S. Kleinman

## Boston City Award


2011 - Ziyad M. Hijazi

## Distinguished Service Award

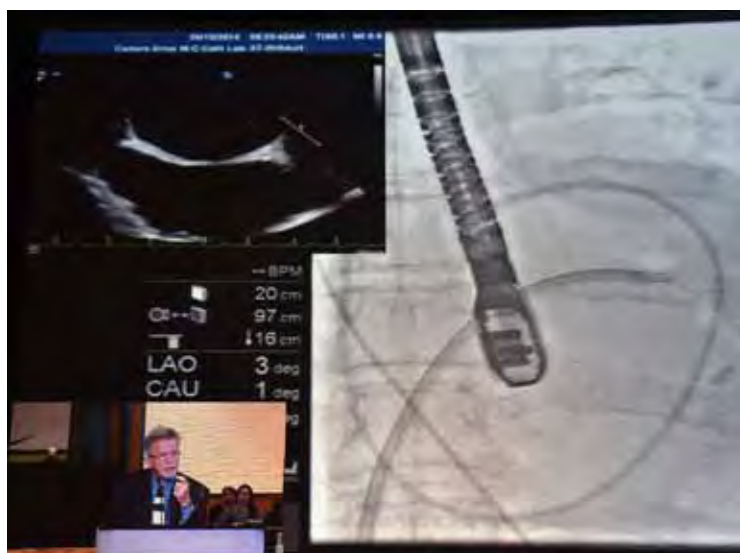
2013 - Sharon L. Cheatham

## Excellence in Echocardiography

2014 - Qi-Ling Cao



***“The 2015 PICS Achievement Award will be given on Friday, September 18<sup>th</sup>, 2015.”***



Please visit [www.PICSymposium.com](http://www.PICSymposium.com) for up-to-date program changes.



# Sign-up Now for the 3<sup>rd</sup> Annual PICS~AICS 5K RUN

The 3<sup>rd</sup> Annual PICS~AICS 5K RUN is sponsored by Siemens, and will take place Sunday, September 20<sup>th</sup> at 6 am, rain or shine. All fitness levels are welcome!

You'll be making a difference, and supporting CHIMS (Congenital Heart Intervention Mission Support) - <http://chimsupport.com>.

The donation includes:

- Technical T-shirt (Men and Women)
- Digital chip timing
- Registration
- Finish line and post-race refreshments.

All race packets and maps may be picked up at the Siemens booth #408, Saturday, September 19<sup>th</sup>, between 8:00 am-5:00 pm. The course map will be available to view after August 1<sup>st</sup>.

## How to Register

**Pre-Registration:** \$25.00 till August 1<sup>st</sup>, then \$30.00 until Saturday, September 19<sup>th</sup> at 6:00 pm. *\*There will be no race-day registration\**

Come have some fun in the sun while doing something healthy during the PICS~AICS Symposium.

**To Register for the Run, go to:**

[www.seashorestriders.com/race-schedule/3rd-annual-pics-aics-5k-run](http://www.seashorestriders.com/race-schedule/3rd-annual-pics-aics-5k-run)

CCT



**SAVE THE DATE FOR PICS 2016 - Jan. 16-19, 2016; Lowes Miami Beach, FL USA**

## PICS~AICS REGISTRATION INFORMATION

### Online Registration for Attendees:

<https://register.rcsreg.com/r2/pics2015/ga/top.html>

### Registration & Hotel Questions:

For further information, please contact Colene Diodati at:  
[pics@candsmeetings.com](mailto:pics@candsmeetings.com)

### Registration for Faculty and Exhibitors:

For further information, please contact Kimberly Ray at:  
[kimberly\\_ray@rush.edu](mailto:kimberly_ray@rush.edu) or [kimberly\\_ray@pics-aics.com](mailto:kimberly_ray@pics-aics.com)

## PICS~AICS INVITED FACULTY

Jamil Aboulhosn, MD; Teiji Akagi, MD; BG Alekryan, MD; Fadel Al Fadley, MD; Mansour AlJufan, MD; Wail Alkashkari, MD; Manazeni Alwi, MD; Zahid Amin, MD; Amiee Armstrong, MD; Jeremy Asnes, MD; Steven Bailey, MD; David Balzer, MD; John Bass, MD; Lee Benson, MD; Felix Berger, MD; Lisa Bergersen, MD; Darren Berman, MD; Jacek Bialkowski, MD; Elchanan Bruckheimer, MD; Christopher Caldarone, MD; Qi-Ling Cao, MD; Massimo Caputo, MD; Mario Carminati, MD; Sharon L. Cheatham, PhD, ACNP; Jae Young Choi MD; Sertac Cicek, MD; Roberto Cubeddu, MD; Bharat Dalvi, MD; JV de Giovanni, MD; Michael de Moor, MD; Karim Diab, MD; Yoav Dori, MD; Thomas Doyle, MD; Russell D'Sa, MD; Makram Ebeid, MD; Ali El-Halabi, MD; Howaida El-Said, MD; Maiy El Sayed, MD; Horacio Faella, MD; Thomas Fagan, MD; Craig Fleishman, MD; Simone Fontes-Pedra, MD; Thomas Fagan, MD; Hans Figulla, MD; Thomas Forbes, MD; Yun-Ching Fu, MD; Alvaro Galindo, MD; Mark Galantowicz, MD; Wei Gao, MD; Francisco Garay, MD; Marc Gewillig, MD; Matthew Gillespie, MD; Andrew Glatz, MD; Bryan Goldstein, MD; Brent Gordon, MD; Adam Greenbaum, MD; Daniel Gruenstein, MD; Mark Fogel, MD; Rebecca Hahn, MD; Mary Heitschmidt, MD; Nguyen Hieu, MD; Ashley Hodge, MD; Noa Holoshitz, MD; Eric Horlick, MD; Nicole Ibrahim, PhD; Reda Ibrahim, MD; Michel Ilbawi, MD; Frank Ing, MD; Alexander Javois, MD; Henri Justino, MD; Saibal Kar, MD; Seong-Ho Kim, MD; Terry King, MD; Jacqueline Kreutzer, MD; Larry Latson, MD; Robert Lederman, MD; Martin Leon, MD; Daniel Levi, MD; Scott Lim, MD; Kiran Mallula, MD; Joaquim Miro, MD; Tarek Momenah, MD; John W. Moore MD; Charles Mullins, MD; Kathleen Nolan, RTR; David Nykanen, MD; Mark Olsten, MD; Vincent Olshove, CCP, FPP; Alexander Y. Omelchenko MD; Marco Pappa, MD; Alejandro Peirone, MD; Lynn Peng, MD; Christopher Petit, MD; Alistair Phillips, MD; Worakan Promphan, MD; Shakeel Qureshi, MD; Kanisha Ratnayaka, MD; Mark Reisman, MD; John Rhodes, MD; Richard Ringel, MD; Raul Rossi, MD; Abraham Rothman, MD; Masood Sadiq, MD; Shyam Sathanandam, MD; Levent Saltik, MD; Dietmar Schranz, MD; Girish Shirali, MD; Horst Sievert, MD; Elaine Siglet, MD; K. Sivakumar, MD; Christian Spies, MD; Hussam Suradi, MD; Jason Swinning, MD; Nathaniel Taggart, MD; Hideshi Tomita, MD; Michael Tynan, MD; Zoltan Turi, MD; Julie Vincent, MD; Robert Vincent, MD; Kevin Walsh, MD; Jou-Kou Wang, MD; Neil Wilson, MD; Carlos Zabala, MD; Evan Zahn, MD

## SPECIAL GUEST

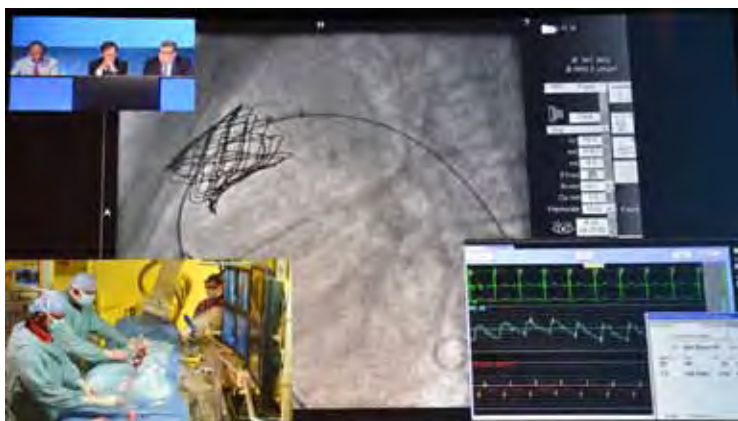
Sir Magdi Yacoub: Keynote Lecture: *Innovations at What Price...*




## Watch Congenital Cardiology Today's Live Cases Online

See selected past live cases from Previous PICS meetings at: [www.CHDVideo.com](http://www.CHDVideo.com)







# PICS-AICS


Pediatric and Adult Interventional Cardiac Symposium

## SAVE THE DATE


## SEPT. 18-21, 2015

## ARIA • LAS VEGAS

[WWW.PICSYMPOSIUM.COM](http://WWW.PICSYMPOSIUM.COM)



LIVE CASE DEMONSTRATIONS • ABSTRACT  
SESSIONS • “MY NIGHTMARE CASE IN THE  
CATH LAB” • HOT DEBATES • WORKSHOPS  
• SMALLER BREAKOUT SESSIONS •



SPONSORED FOR CME CREDIT BY  
RUSH UNIVERSITY MEDICAL CENTER

***“Who will be 2015’s PICS~AICS Achievement Award winner?”***

### PICS COURSE DIRECTORS



**Ziyad M. Hijazi, MD, MPH, FACC, MSCAI**  
Chair, Department of Pediatrics  
Director Sidra Cardiovascular Center of Excellence  
Sidra Medical and Research Center, Doha, Qatar



**John P. Cheatham, MD**  
Director, Cardiac Catheterization & Interventional Therapies  
Professor of Pediatrics & Internal Medicine  
Nationwide Children's Hospital, Columbus, OH USA



**Carlos Pedra, MD**  
Dante Pazzanese Instituto de Cardiologia  
São Paulo, Brazil



**Thomas K. Jones, MD**  
Professor of Pediatrics & Medicine University of Washington  
Director of Cardiac Catheterization Laboratories  
Seattle Children's Hospital, Seattle, WA USA

### PICS COURSE CO-DIRECTORS



**Damien Kenny, MB, MD**  
Consultant Pediatric Cardiologist  
Our Lady's Hospital for Sick Children, Dublin, Ireland



**Giacomo Pongiglione, MD**  
Director of Pediatric Cardiology & Cardiac Surgery  
Ospedale Pediatrico Bambino Gesù Rome  
Vatican City, Italy



**Clifford J. Kavinsky, MD, PhD**  
Professor of Internal Medicine  
Rush Center for Congenital & Structural Heart Disease  
Rush University Medical Center, Chicago, IL USA



**Ralf Holzer, MD, MSC, FSCAI**  
Medical Director  
Cardiac Catheterization & Interventional Therapy Interim Division Chief  
Sidra Cardiovascular Center of Excellence  
Sidra Medical and Research Center, Doha, Qatar



**John D. Carroll, MD**  
Professor of Medicine Director  
Cardiac and Vascular Center  
Director, Interventional Cardiology  
University of Colorado, Aurora, CO USA

### PICS DIRECTOR EMERITUS



**William E. Hellenbrand, MD**  
Yale University Medical Center, New Haven, CT USA

### CONGENITAL CARDIOLOGY TODAY

© 2015 by Congenital Cardiology Today  
(ISSN 1554-7787-print; ISSN 1554-0499-online).  
Published monthly. All rights reserved.

Publication Headquarters:  
8100 Leaward Way, Nehalem, OR 97131 USA

Mailing Address:  
PO Box 444, Manzanita, OR 97130 USA  
Tel: +1.301.279.2005

Editorial and Subscription Offices:  
16 Cove Rd, Ste. 200, Westerly, RI 02891 USA

#### Publishing Management

- Tony Carlson, Founder, President & Senior Editor  
[TCarlsonmd@gmail.com](mailto:TCarlsonmd@gmail.com)
- Richard Koulbanis, Group Publisher & Editor-in-Chief  
[RichardK@CCT.bz](mailto:RichardK@CCT.bz)
- John W. Moore, MD, MPH, Group Medical Editor  
[JMoore@RCHSD.org](mailto:JMoore@RCHSD.org)
- Virginia Dematatis, Assistant Editor
- Caryl Cornell, Assistant Editor
- Loraine Watts, Assistant Editor
- Chris Carlson, Web Manager
- William Flanagan, Strategic Analyst
- Rob Hudgins, Designer/Special Projects

**Editorial Board:** Teiji Akagi, MD; Zohair Al Halees, MD; Mazeni Alwi, MD; Felix Berger, MD; Fadi Bitar, MD; Jacek Bialkowski, MD; Mario Carminati, MD; Anthony C. Chang, MD, MBA; John P. Cheatham, MD; Bharat Dalvi, MD, MBBS, DM; Horacio Faella, MD; Yun-Ching Fu, MD; Felipe Heusser, MD; Ziyad M. Hijazi, MD, MPH; Ralf Holzer, MD; Marshall Jacobs, MD; R. Krishna Kumar, MD, DM, MBBS; John Lamberti, MD; Gerald Ross Marx, MD; Tarek S. Momenah, MBBS, DCH; Toshio Nakanishi, MD, PhD; Carlos A. C. Pedra, MD; Daniel Penny, MD, PhD; James C. Perry, MD; P. Syamasundar Rao, MD; Shakeel A. Qureshi, MD; Andrew Redington, MD; Carlos E. Ruiz, MD, PhD; Girish S. Shirali, MD; Horst Sievert, MD; Hideshi Tomita, MD; Gil Wernovsky, MD; Zhuoming Xu, MD, PhD; William C. L. Yip, MD; Carlos Zabal, MD

#### FREE Subscription

Congenital Cardiology Today is available free to qualified professionals worldwide in pediatric and congenital cardiology. International editions available in electronic PDF file only; North American edition available in print. Send an email to [Subs@CCT.bz](mailto:Subs@CCT.bz). Include your name, title, organization, address, phone and email.

#### Contacts and Other Information

For detailed information on author submission, sponsorships, editorial, production and sales contact, current and back issues, see website or send an email to: [Info@CCT.bz](mailto:Info@CCT.bz).

*Statements or opinions expressed in Congenital Cardiology Today reflect the views of the authors and sponsors, and are not necessarily the views of Congenital Cardiology Today.*





**Medtronic**

# Melody<sup>®</sup>

TRANSCATHETER PULMONARY VALVE THERAPY

Please  
visit our  
booth at  
PICS/AICS  
2015!



Offering children and adults  
a proven option for managing  
pulmonary valve conduit failure  
without open heart surgery.

Delays Conduit Replacement

**98%** Patients at  
2 years

Delays Conduit Replacement

**91%** Patients at  
5 years

Proven Performance,  
Simply Delivered

## Data from US IDE Study

### Important Labeling Information for United States

**Indications:** The Melody TPV is indicated for use as an adjunct to surgery in the management of pediatric and adult patients with the following clinical conditions:

- Existence of a full (circumferential) RVOT conduit that was equal to or greater than 16 mm in diameter when originally implanted AND
- Dysfunctional RVOT conduits with a clinical indication for intervention, AND:

- regurgitation:  $\geq$  moderate regurgitation, AND/OR
- stenosis: mean RVOT gradient  $\geq$  35 mm Hg

**Contraindications:** None known.

### Warnings/Precautions/Side Effects

- DO NOT implant in the aortic or mitral position. Preclinical bench testing of the Melody valve suggests that valve function and durability will be extremely limited when used in these locations.
- DO NOT use if patient's anatomy precludes introduction of the valve, if the venous anatomy cannot accommodate a 22-Fr size introducer, or if there is significant obstruction of the central veins.
- DO NOT use if there are clinical or biological signs of infection including active endocarditis. Standard medical and surgical care should be strongly considered in these circumstances.
- Assessment of the coronary artery anatomy for the risk of coronary artery compression should be performed in all patients prior to deployment of the TPV.
- To minimize the risk of conduit rupture, do not use a balloon with a diameter greater than 110% of the nominal diameter (original implant size) of the conduit for pre-dilation of the intended site of deployment, or for deployment of the TPV.
- The potential for stent fracture should be considered in all patients who undergo TPV placement. Radiographic assessment of the stent with chest radiography or fluoroscopy should be included in the routine postoperative evaluation of patients who receive a TPV.
- If a stent fracture is detected, continued monitoring of the stent should be performed in conjunction with clinically appropriate hemodynamic assessment. In patients with stent fracture and significant associated RVOT obstruction or regurgitation, reintervention should be considered in accordance with usual clinical practice.

Potential procedural complications that may result from implantation of the Melody device include the following: rupture of the RVOT conduit, compression of a coronary artery, perforation of a major blood vessel, embolization or migration of the device, perforation of a heart chamber, arrhythmias, allergic reaction to contrast media, cerebrovascular events (TIA, CVA), infection/sepsis, fever, hematoma, radiation-induced erythema, blistering, or peeling of skin, pain, swelling, or bruising at the catheterization site.

Potential device-related adverse events that may occur following device implantation include the following: stent fracture,\* stent fracture resulting in recurrent obstruction, endocarditis, embolization or migration of the device, valvular dysfunction (stenosis or regurgitation), paravalvular leak, valvular thrombosis, pulmonary thromboembolism, hemolysis.

\*The term "stent fracture" refers to the fracturing of the Melody TPV. However, in subjects with multiple stents in the RVOT it is difficult to definitively attribute stent fractures to the Melody frame versus another stent.

For additional information, please refer to the Instructions For Use provided with the product.

**CAUTION:** Federal law (USA) restricts this device to sale by or on the order of a physician.

## Melody-TPV.com

### Medtronic

710 Medtronic Parkway  
Minneapolis, MN 55432-5604  
USA

Tel: (763) 514-4000

Fax: (763) 514-4879

Medtronic USA

Toll-free: 1 (800) 328-2518

### LifeLine

### CardioVascular Technical Support

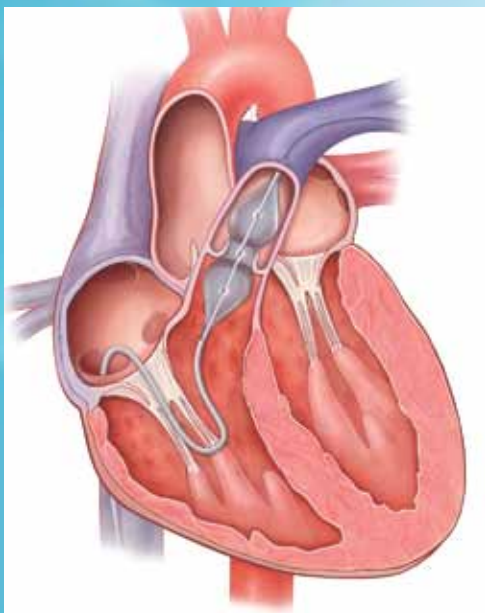
Tel: (877) 526-7890

Tel: (763) 526-7890

Fax: (763) 526-7888

E-mail: [rs.cstechsupport@medtronic.com](mailto:rs.cstechsupport@medtronic.com)

Melody is a registered  
trademark of Medtronic.



# When Precise Sizing is the Heart of the Matter

**Tyshak NuCLEUS™** PTV Catheters

**PTS-X™** Sizing Balloon Catheters



## **Rx only**

CV9018 - 6/15

©2015 B. Braun Interventional Systems Inc.

Tyshak NuCLEUS™ and PTS-X™ are registered trademarks of NuMED, Inc.

The Tyshak NuCLEUS™ PTV Balloon Dilatation Catheters are recommended for Percutaneous Transluminal Valvuloplasty (PTV) of the pulmonary valve in the following: A patient with isolated pulmonary stenosis. A patient with valvular pulmonary stenosis with other minor congenital heart disease that does not require surgical intervention. The PTS-X™ Sizing Balloon Catheters are recommended for use in those patients with cardiovascular defects wherein accurate measurement of the defect is important to select the appropriately sized occluder device. Refer to the Instructions for Use for relevant warnings, precautions, complications, and contraindications.

Manufactured for:

**B. Braun Interventional Systems Inc.**

824 Twelfth Avenue | Bethlehem, PA 18018 | USA

Tel: 877-VENA CAV (836-2228) (USA) | Fax: 610-849-1334

[www.bisusa.org](http://www.bisusa.org)

