

CONGENITAL CARDIOLOGY TODAY

Timely News and Information for BC/BE Congenital/Structural Cardiologists and Surgeons

Volume 10 / Issue 10A

October 2012

SPECIAL PICS-AICS 2013 PREVIEW
NORTH AMERICAN EDITION

IN THIS ISSUE

Pediatric & Adult Interventional Cardiac Symposium (PICS~AICS 2013), with Live Case Demonstrations January 19th-22nd, 2012; Loews Miami Beach Hotel, Miami, FL, USA

by Ziyad M. Hijazi, MD; Carlos Pedra, MD; John P. Cheatham, MD; Thomas K. Jones, MD

~ Page 1

January 19 - Saturday Session

~ Page 4

Accreditation ~ Page 4

January 19 - Saturday

Morning Session ~ Page 4

January 20 - Sunday

Morning Session ~ Page 6

PICS Guest Faculty ~ Page 6

January 20 - Sunday

Afternoon Session ~ Pages 7

January 21 - Monday

Morning Session ~ Pages 8

January 21 - Monday

Afternoon Session ~ Pages 10

January 22 - Tuesday

Morning Session ~ Page 11

January 22 - Tuesday

Afternoon Session ~ Pages 11

PICS Achievement Award

~ Pages 12

Live Case Summary ~ Page 14

Registration Information ~ Page 16

PICS~AICS Course Directors and

Co-Directors ~ Page 18

www.picsymposium.com

CONGENITAL CARDIOLOGY TODAY

Editorial and Subscription Offices

16 Cove Rd, Ste. 200

Westerly, RI 02891 USA

www.CongenitalCardiologyToday.com

Pediatric & Adult Interventional Cardiac Symposium (PICS~AICS 2013), with Live Case Demonstrations January 19th-22nd, 2012; Loews Miami Beach Hotel, Miami, FL, USA

By Ziyad M. Hijazi, MD; Carlos Pedra, MD; John P. Cheatham, MD; Thomas K. Jones, MD

Dear Colleagues,

Welcome to the *Pediatric and Adult Interventional Cardiac Symposium 2013 – PICS ~AICS 2013* to be held at the Loews Miami Beach Hotel, Miami, Florida, from January 19-22, 2013. This year we are fully committed to ensuring the meeting maintains its clinical focus on both congenital and structural heart disease. We have added the use of taped cases in sessions and will continue our practice of using live case demonstrations from around the globe as well.

PICS~AICS remains the standard-bearer for live case demonstrations, beamed from multiple international venues with experienced operators that will demonstrate the latest in medical device technology using approved and investigational devices/valves/stents, etc. The live cases this year will be transmitted live via satellites from Argentina, Brazil, Saudi Arabia, Orlando, Miami, Mississippi, Los Angeles and Denver.

This year the meeting will begin on Saturday, January 19th with a "Tips and Tricks" session with practical demonstrations on how to pre-

pare and load stents, how to perform surgical cutdowns and a special session on equipment modification to support successful transcatheter pulmonary valve implantation. This will be followed by an interactive taped case session with three cases for discussion. This year we have ensured that the oral abstract sessions are not competing with one another so that the true scientific endeavors of our colleagues are given the platform they deserve.




CONGENITAL CARDIOLOGY TODAY

CALL FOR CASES AND OTHER ORIGINAL ARTICLES

Do you have interesting research results, observations, human interest stories, reports of meetings, etc. to share?

Submit your manuscript to: RichardK@CCT.bz



TINY HEARTS

inspired

**HYBRID LABS WITH ACCESS
FOR BIG TEAMS.**

Fixing a heart from birth through adulthood takes big teams working together. So we examined the needs of leading clinicians when designing our hybrid solutions. The result: our Infinix™-i with 5-axis positioners and low profile detectors, stays out of the way, but right where needed, providing the best possible access to patients. To lead, you must first listen. medical.toshiba.com



youtube.com/toshibamedical



[@ToshibaMedical](https://twitter.com/ToshibaMedical)

On Sunday, January 20th, following staggered live case demonstrations in the morning, there will be a session on Catheterization in the Developing World followed by a session on interventional issues in the treatment of Hypoplastic Left Heart Syndrome. There is also a breakout session on Left Atrial Appendage Occlusion. There will be further breakout sessions for nurses and technologists and younger interventionalists who are establishing their practice, as well as Aortic and Mitral Valve Therapies and a special breakout for our Spanish speaking attendees. Finally, "My Nightmare Case in the Cath Lab" will take place on Tuesday the 22nd, and again, the audience will choose the most deserved case. This will be followed by a final session on Interventions on the Pulmonary Valve and Pulmonary Arteries, again with a taped case to demonstrate some of the technical challenges with these procedures.

Poster abstracts will be displayed throughout the meeting. Again, this year we are supporting younger interventionalists with the Young Leadership Program at PICS with the winner receiving faculty status and involvement in the meeting. We also wish to recognize those committed to research with The PICS Scientific Scholarship Award with the winner receiving a \$5,000 grant towards their research endeavor.

We have made significant endeavors to ensure the meeting remains fresh and provides the optimum learning experience for the attendees. Miami's South Beach is world renowned and sure to provide a sensational backdrop for the meeting. We look forward to your participation and learning from you.

For more details, please visit PICS website at: www.picsymposium.com.

Sincerely,

Course Directors

Ziyad M. Hijazi, MD
John P. Cheatham, MD

Carlos Pedra, MD
Thomas K. Jones, MD

CCT



**RUSH UNIVERSITY
MEDICAL CENTER**

Sponsored for CME credit by Rush University Medical Center



Rush Center for Congenital
and Structural Heart Disease



@RushMedical (www.Twitter.com/RushMedical)



www.facebook.com/RushUniversityMedicalCenter



www.youtube.com/rushmedicalcenter

The PICS Foundation in Collaboration with the Rush University Medical Center



PICS-AICS

Pediatric and Adult Interventional Cardiac Symposium

MIAMI

LOEWS MIAMI BEACH HOTEL
JANUARY 19-22, 2013



www.picsymposium.com

JANUARY 19 - SATURDAY SESSION

8:30-10:30 am - "Tips & Tricks?"

Moderators: Frank Ing, Damien Kenny, Evan Zahn, Michel Ilbawi

- Preparing and Loading Stents - Frank Ing
- Surgical Cutdowns - Michel Ilbawi
- Transcatheter Pulmonary Valve Implantation - "Down to the Wire" - Evan Zahn
- Discussion

10:30-11:00 am - Coffee Break

11:00 am-1:00 pm - Taped Cases - Moderator: Shak Qureshi

- Frank Ing
- Lee Benson
- Eric Horlick

1:00-2:00 pm - Lunch

1:10 pm-1:50 pm - Lunch Breakout Session #1

Moderators: Marc Gewillig, John Cheatham

Stents: In My Practice - When and Why

- Closed Cell Stents - Tom Forbes
- Open Cell Stents - Jackie Kreutzer
- Hybrid Stents - Jo de Giovanni
- Covered Stents - Marc Gewillig

1:10-1:50 pm - Lunch Breakout Session #2

Moderators: Zahid Amin, Larry Latson

Optimizing Device Design

- Occlutech - PLD's and ACCELL Coating - Hakan Apkinar
- Gore - TBD
- Lifetech - Nguyen Lan Hieu

1:10-1:50 pm - Lunch Breakout Session #3 - Moderators: Craig

Fleishman, Girish Shiral

Specialist Imaging

- Imaging Guides for Radiofrequency Perforation for Aortic Atresia - Mario Carminati
- CT to Evaluate Atrial Erosion Following ASD Closure - Anthony Hlavcek
- Debate: Echo Assessment of the Right Ventricle as an Alternative to MRI in the Setting of tPVR - Pro: Doff McElhinney; Con: Mark Fogel

2:00-3:30 pm - Oral Abstract Presentations

Moderators: Tom Forbes, John Rhodes, Julie Vincent

3:30-4:00 pm - Coffee Break

4:00-6:00 pm - Oral Abstract Presentations

Moderators: Mike Tynan, Richard Ringel, Jonathan Rome

5:00-6:00 pm - Meet the Experts - Charles Mullins, John Bass, Mario Carminati

6:00-8:00 pm - Welcome Reception and Exhibit Hall Open



Sponsored for CME Credit by Rush University Medical Center

Rush University Medical Center is accredited by the Accreditation Council for Continuing Medical Education to provide continuing medical education for physicians.

Rush University Medical Center designates this live activity for a maximum of 35 AMA PRA Category 1 Credit(s)[™]. Physicians should claim only credit commensurate with the extent of their participation in the activity.

CEU Accreditation

This CNE program is being presented without bias and with commercial support.

Rush University College of Nursing is an approved provider of continuing nursing education by the Illinois Nurses Association, an accredited approver by the American Nurses Credentialing Center's Commission on Accreditation.

This CNE activity is being offered for 35 contact hours



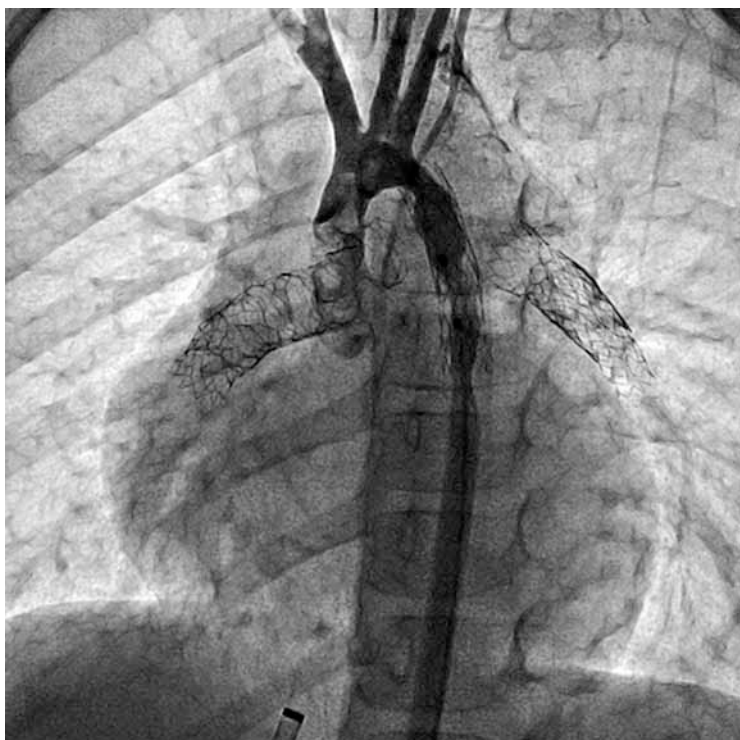
Medtronic

A perfect melody of
compassionate hearts,
innovative minds and
skilled hands.

Transcatheter and
Surgical Heart Valves
Ablation Technologies
RVOT Conduits
ICDs
Cannulae
Pacemakers
Oxygenators & Filters



We look forward to
seeing you at PICS 2013!



JANUARY 20 - SUNDAY MORNING SESSION

Morning Session Moderators: Ziyad M. Hijazi, John P. Cheatham, Thomas K. Jones

6:30-7:45 am - Continental Breakfast/Visit Exhibits

8:00-8:05 am - Welcome - Ziyad M. Hijazi

8:05-8:15 am - Live Case 2012 Update - Noah Holoschitz

8:15-10:30 am - Live Cases (Córdoba, São Paulo, King Fahad Medical City)

Panelists: David Balzer, BG Alekryan, Mansour Jufan, Howaida El-Said, Donald Hagler

10:30-11:00 am - Coffee Break / Visit Exhibits

11:00 am-1:15 pm - Live Cases (Córdoba, São Paulo, King Fahad Medical City)

Panelists: Levent Saltik, Teiji Akagi, Jacek Bialkowski, Francisco Chami, Worakan Promphan

1:15-2:00 pm - Lunch Break / Visit Exhibits

PICS~AICS GUEST FACULTY

Teiji Akagi, MD; Hakan Akpinar; Mansour Al-Jufan, MD; BG Alekryan, MD; Mazeni Alwi, MD; Zahid Amin, MD; Raul Arrieta, MD; Emile Bacha, MD; Steven Bailey, MD; David Balzer, MD; John Bass, MD; Lee Benson, MD; Lisa Bergersen, MD; Daren Berman, MD; Jacek Bialkowski, MD; Sharon Bradley-Skelton, MSN, RN; Elchanan Bruckheimer, MD; Werner Budts, MD; Qi-Ling Cao, MD; Massimo Caputo, MD; Mario Carminati, MD; John Carroll, MD; Francisco Chamie, MD; Sharon L. Cheatham, ACNP, PhD(c); Jae Young Choi, MD; Roberto Cubeddu, MD; Bharat Dalvi, MD; Jo De Giovanni, MD; Michael de Moor, MD; Karim Diab, MD; Makram Ebeid, MD; Howalda El-Said, MD; Maiy El Sayed, MD; Horacio Faella, MD; Thomas Fagan, MD; Ted Feldman, MD; Craig Fleishman, MD; Mark Fogel, MD; Simone Fontes-Pedra, MD; Thomas Forbes, MD; Olaf Franzen, MD; Stacey Froemming, RCIS; Yun Ching Fu, MD; Mark Galantowicz, MD; Wei Gao, MD; Marc Gewillig, MD; Matt Gillespie, MD; Omar Goktekin, MD; Miguel Granja, MD; Daniel Gruenstein, MD; Donald Hagler, MD; James Hermiller, MD; Felipe Heusser, MD; Anthony Hlavacek, MD; Eric Horlick, MD; Noah Holoschitz, MD; Reda Ibrahim, MD; Karen Iacono, PNP; Michel Ilbawi, MD; Frank Ing, MD; Alex Javois, MD; Shilang Jiang, MD; Henri Justino, MD; Saibal Kar, MD; Seong-Ho Kim, MD, PhD; Terry D. King, MD; Emily Kish, RN; Jackie Kreutzer, MD; Gina Langlois, RN; Larry Latson, MD; Daniel Levi, MD; Scott Lim, MD; Elaine McCarthy, RN; Pat McCarthy, MD; Doff McElhinney, MD; Joaquim Miro, MD; Tarek Momenah, MD; Phillip Moore, MD; Charles E. Mullins, MD; Kathleen Nolan, RT; David Nykanen, MD; Alejandro Peirone, MD; Christopher Petit, MD; Worakan Prophan, MD; Shakeel A. Qureshi, MD; Mark Reisman, MD; David Reuter, MD; John Rhodes, MD; Richard Ringel, MD; David Roberson, MD; Jonathan Romero, MD; Raymond Romero, MA; Raul Rossi, MD; Masood Sadiq, MD; Levent Saltik, MD; Shunji Sano, MD; Dietmar Schranz, MD; Girish Shirali, MD; Robert Siegel, MD; Horst Sievert, MD; Robert Sommer, MD; Savitri Srivastava, MD; Herbert Stern, MD; Zoltan Turi, MD; Michael Tynan, MD; Julie Vincent, MD; Robert Vincent, MD; Kevin Walsh, MD; Jou-Kou Wang, MD; Paul Weinberg, Ruby Whalen, RN; Neil Wilson, MD; Carlos Zabala, MD; and Evan Zahn, MD

JANUARY 20 - SUNDAY AFTERNOON SESSION

Afternoon Session Moderators: Ralf Holzer, Giacomo Pongiglione

2:00-3:30 pm - Catheterization in the Developing World

Moderators: Dan Levi, Masood Sadiq, Maiy El Sayed

- Operability in Defects With Elevated PVR – Is There a Limit? - Carlos Zabal
- History of Balloon Mitral Valvuloplasty in Children and Adults - Savitri Shrivastava
- Novel Use of Available Resources for Catheterization in the Developing World - Bharat Dalvi
- Transcatheter VSD Closure in China - Shiliang Jiang
- PDA Closure in South America - Raul Rossi
- Update on Initiatives - Damien Kenny
- Discussion

2:00-3:45 pm - Breakout #1: Left Atrial Appendage Occlusion

– State-of-the-Art - Moderators: Ted Feldman, James Hermiller, Pat McCarthy

- Anatomical Specimens and Relevance to Closure - Mark Reisman
- Transseptal Puncture – Evolving Technology - Zoltan Turi
- WATCHMAN – Where Do We Stand? - Saibal Kar
- ACP – Updated Results - Kevin Walsh
- Epicardial Devices - Mark Reisman
- Devices in Development - Saibal Kar
- Debate: Chronic Atrial Fibrillation & ASD – Transcatheter Therapy is Preferable to Surgery - Pro: Horst Sievert; Con: Michael Ilbawi
- Discussion

2:00-5:30 pm - Breakout #2: Nursing and Associated Professional

Breakout Session - Moderators: Sharon Cheatham, Kathleen Nolan

- Informatics in the Cath Lab - Sharon Bradley-Skelton, MSN, RN
- The Value of Patient / Family Education in Interventional Cath - Emily Kish, RN
- Risk Stratification - Elaine McCarthy, RN
- Percutaneous Valve Replacement – Not Just for Conduits - John P. Cheatham, MD
- Quality of Life After TPVI - Ruby Whalen, RN
- Emergencies in the Cath Lab - Karen Iacono, PNP
- Covered Stents: Update on Current and Future Trials - Richard Ringel, MD
- No Boundaries – Mission Trips & CHD - Gina Langlois, RN
- “Analyze This” – Interactive Session - Stacey Froemming, RCIS; Kathleen Nolan, RTR

3:30-4:00 pm - Coffee Break / Visit Exhibits

4:00-5:45 pm - Catheterization in Hypoplastic Left Heart

Syndrome - Moderators: Mark Galantowicz, John Cheatham, Dietmar Schranz

- Anatomical Correlations Relevant to Intervention - Paul Weinberg
- Stenting the Atrial Septum – Options for Stent Delivery and Modification - Marc Gewillig
- Progressive Retrograde Coarctation Following the Hybrid – Treatment Options - Ralf Holzer
- Collaterals Post Stage 2 – Do They Need to be Closed? - Herbert Stern
- Pulmonary Artery Interventions Following Stage 1 - Jo de Giovanni
- Debate: The Sano Procedure Leads to More Favorable Pulmonary Artery Growth Compared to the Hybrid Procedure - Pro: Shunji Sano; Con: Lee Benson
- Discussion

5:45-6:00 pm - PICS~AICS Achievement Award



INDUSTRY SPONSORED SYMPOSIUM SUNDAY NIGHT

There is an Industry Sponsored Imaging Symposium on Sunday evening, January 20th. This special symposium can accommodate a maximum of 200 participants and will be based on a first-come, first-served basis. Those interested can register online when registering for the meeting.



PICS-AICS

Pediatric and Adult Interventional Cardiac Symposium

MIAMI

LOEWS MIAMI BEACH HOTEL
JANUARY 19-22, 2013



www.picsymposium.com



JANUARY 21 - MONDAY MORNING SESSION

Morning Session Moderators: *Elchanan Bruckheimer, Shakeel Qureshi, Giacomo Pongiglione*

6:30-7:45 am - Continental Breakfast / Visit Exhibits


8:00-10:15 am - Live Cases (Orlando, Miami, Jackson)
Panelists: *Jae Young Choi, Mazeni Alwi, Wei Gao, Dan Gruenstein, John Rhodes*

10:15-10:45 am - Coffee Break / Visit Exhibits

10:45 am-1:00 pm - Live Cases (Orlando, Miami, Jackson)
Panelists: *Donald Hagler, Alex Javois, Masood Sadiq, Robert Vincent, David Roberson*

1:00-2:00 pm - Lunch / Visit Exhibits

1:10-2:00 pm - Oral Abstract Finals
Moderators: *Julie Vincent, Jonathan Rome, Mike Tynan*





Never Miss a Beat!

Web-based Image Interpretation and Reporting



Visit Digisonics at PICS-AICS 2013!



DIGISONICS

Mastering the art of interpretation

www.digisonics.com

800-940-3240



#1 in Cardiology*

*Digisonics DigiView, 2008 - 2011

Top 20 Best in KLAS Awards: Software & Professional Services, www.KLASresearch.com

JANUARY 21 - MONDAY AFTERNOON SESSION

Afternoon Session Moderators: Mario Carminati, Clifford Kavinsky

2:00-5:30 pm - Breakout Session #3 - PICES (Young Interventionalist Group)

Moderators: Damien Kenny, Dan Gruenstein

2:00-2:10 pm - Welcome - Dan Gruenstein

2:10-2:35 pm - Guest Lecture: CCISC - Collaboration and Communication - Tom Forbes

2:35-4:00 pm - Three Case Presentations

Moderators: Dan Gruenstein, Brent Gordon

4:00-4:30 pm - Coffee Break / Visit Exhibits

4:30-4:50 pm - Guest Lecture 2: Getting An Idea Off the Ground: Biodegradable Stents - Dan Levi

4:30-4:50 pm - Business Meeting

- Updates from the Executive Board - Secretary, Chairs of Research / Clinical
- Elections

2:00-3:45 pm - New Technologies

Moderators: John Bass, David Balzer, Alex Javois

- Biodegradable Stents - Dietmar Schranz
- Stem Cell Therapy for Percutaneous Valves - Massimo Caputo
- Low Profile Delivery Design for Transcatheter Valve Systems - Steve Bailey
- Transcatheter Ventricular Assist Devices - Cliff Kavinsky
- The Future of Radiation Protection - Michael de Moor
- Debate: Europe is a Better Place to be for Transcatheter Intervention in Congenital Heart Disease - Pro: Shak Qureshi; Con: Larry Latson
- Discussion

2:00-4:00 pm - Breakout Session #4 - Mitral Valve Interventions

Moderators: Robert Siegel, Pat McCarthy, Olaf Franzen

- Anatomical Specimens and Relevance to Closure - Mark Reisman
- Taped Case – MitraClip and MVP Software - Scott Lim
- Update on Evolving Mitral Valve Repair Systems - Ted Feldman
- Transcatheter Mitral Valve Replacement - Matthew Gillespie
- Mitral PVL - Omer Goktekin
- Percutaneous Mitral Annuloplasty – TITAN Trial Results - David Reuter
- Debate: Transapical Approach is the Best Option for Mitral PVL - Pro: Ziyad M. Hijazi; Con: Robert L. Sommer
- Discussion

3:45-4:15 pm - Coffee Available

4:15-6:00 pm - TAVR

Moderators: James Hermiller, Ziyad M. Hijazi, Clifford Kavinsky

- Taped Cases – Edwards (TBD) / Core Valve - TBD
- Commercialization of the SAPIEN Valve – Life Without PARTNER - Roberto Cubeddu
- Stroke Following TAVR – Minimizing Risk - Reda Ibrahim
- Debate: TAVR is Cost Effective in the Non-surgical Elderly Population - Pro: Eric Horlick; Con: Pat McCarthy
- Discussion

JANUARY 21 - MONDAY AFTERNOON SESSION (Cont.)

4:15-6:00 pm - Breakout Session #5 - SESION DE HABLA ESPAÑOL - Tratamiento Del Pca En Diferentes Situaciones Con Dispositivos



Moderadores: Horacio Faella, Carlos Pedra

- Tratamiento en Bebés Prematuros - Joaquim Miro
- Cuando existe Hipertensión Pulmonar - Carlos Zabala
- En el Paciente Adulto - Filipe Heusser
- Y... ¿qué hay de las Anatomías Bizarrras? - Alejandro Peiron
- Cuando un Dispositivo Emboliza, Consejos y Trucos - Miguel Granja
- Cuando un Dispositivo Emboliza, Consejos y Truco - Pro: Jacqueline Kreutzer; Con: Raúl Arrieta
- Discussion

7:00 pm - PICS Dinner



Please visit www.PICSymposium.com for up-to-date program changes.



JANUARY 22 - TUESDAY MORNING SESSION

Morning Session Moderators: Neil Wilson, William Hellenbrand, Carlos Pedra

6:30-7:45 am - Continental Breakfast / Visit Exhibits

8:00-9:40 am - Live Cases (West Palm Beach, Los Angeles, Denver) - Panelists: Jou-Kou Wang, David Roberson, Terry King, Seong-Ho Kim, Darren Berman

9:40-11:30 am - ASD's PFO's and More!

- Anatomy of the Atrial Septum – Understanding Erosion - Paul Weinberg
- Imaging Modalities to Evaluate Atrial Erosion Following ASD Closure - Girish Shirali
- RESPECT – Where Does it Leave Us with PFO Closure? - Werner Budts
- Update on the ADO II AS in Ductal Closure in the Premature Infant - Joaquim Miro
- Recognition and Management of Porto-systemic Shunts in Congenital Heart Disease - Henri Justino
- Covered Stents in CHD – Are BMS Outside of the US Becoming Obsolete? - Elchanan Bruckheimer
- RVOT Conduit Rupture During tPVR – Pre-procedural Risk Identifiers - Doff McElhinney
- Guest Lecture: Tissue Engineering in the Management of HLHS - Shunji Sano
- Discussion

11:30-11:50 am - Coffee Break / Visit Exhibits

11:50 am-1:00 pm - Live Cases (Los Angeles, Denver)
Panelists: Yun Ching Fu, Anthony Hlavacek, Chris Petit, Dan Levi, David Nykanen

1:00-2:00 pm - Lunch Break / Visit Exhibits

JANUARY 22 - TUESDAY AFTERNOON SESSION

Afternoon Session Moderators: Tom Jones, John Cheatham, Ziyad M. Hijazi

2:00-3:30 pm - My Nightmare Case in the Cath Lab
- Moderators: Neil Wilson, Shak Qureshi

3:30-5:00 pm - The Pulmonary Valve and Pulmonary Arteries
- Moderators: Mark Fogel, Giacomo Pongiglione

- How to Work in the Branch Pulmonary Arteries (Taped Case) - Ziyad M. Hijazi
- Transapical Injectible Pulmonary Valve Implantation - Massimo Caputo
- Cutting Balloon vs High Pressure Balloon Angioplasty - Lisa Bergersen
- High Pressure Ballooning to Crack Small Diameter Stents in the PA's - Phillip Moore
- Debate: Surgical Arterioplasty is Destined to Require Further Intervention - Pro: Zahid Amin; Con: Emile Bacha

5:00 pm - Closing Remarks - Ziyad M. Hijazi

PICS 2014 - June 8-11, 2014 - Marriott Chicago Downtown, Chicago, IL USA

PICS Achievement Award 2013



PICS Achievement Award

1997 - Charles E. Mullins
 1998 - Michael Tynan
 1999 - Kurt Amplatz
 2000 - Lee Benson
 2001 - James E. Lock
 2002 - William E. Hellenbrand
 2003 - Allen J. Tower
 2004 - Shakeel A. Qureshi
 2005 - Vladimir Fontes
 2006 - Philipp Bonhoeffer
 2007 - John P. Cheatham
 2008 - Carlos Ruiz
 2009 - Mario Carminati
 2010 - Larry Latson
 2011 - Horst Sievert
 2011 - Horst Sievert
 2012 - Horacio Faella

Pioneer Award

2007 - Terry D. King
 2010 - Bill Cook

PICS Foundation Award

2012 - Charles S. Kleinman

Boston City Award

2011 - Ziyad M. Hijazi

"The 2013 PICS Achievement Award will be given on Sunday, January 20th, 2013."

The 2013 PICS Award will be given on Sunday, January 20th, 2013. The Committee (Mike Tynan, Charles Mullins, Shak Qureshi and Lee Benson) chose this year someone special who dedicated his/her life to medicine and interventional therapies.

Please join us to see who is the winner. What distinguishes the PICS Award from other awards is the amount of work that goes in choosing the winner, then in contacting their family members without their own knowledge to collect their photos and memorabilia and the element of surprise.... So come to Miami and share the joy with the winner!

CCT

GORE® HELEX® Septal Occluder

INDICATIONS FOR USE IN THE US: The GORE® HELEX Septal Occluder is a permanently implanted prosthesis indicated for the percutaneous, transcatheter closure of *ostium secundum* atrial septal defects (ASDs). **INDICATIONS FOR USE UNDER CE MARK:** The GORE® HELEX Septal Occluder is a permanently implanted prosthesis indicated for the percutaneous, transcatheter closure of atrial septal defects (ASDs), such as *ostium secundum* and patent foramen ovale. Refer to *Instructions for Use* at goremedical.com for a complete description of all contraindications, warnings, precautions and adverse events.

Rx Only



Products listed may not be available in all markets. GORE®, HELEX®, and designs are trademarks of W. L. Gore & Associates. ©2011 W. L. Gore & Associates, Inc. AQ4872-EN1 DECEMBER 2011



PICS-AICS
 Pediatric and Adult Interventional Cardiac Symposium



LOEWS MIAMI BEACH HOTEL
JANUARY 19-22, 2013



www.picsymposium.com

Outcomes You Can Count On.

Watch On-Demand! Webinar Review of
FDA Circulatory System Devices Advisory Panel Meeting
www.goremedical.com/HELEXWebinar



Rest assured knowing your patient is implanted
with a GORE® HELEX® Septal Occluder.

High closure rates and low major adverse event rates
demonstrated through clinical study data*

No reported erosions**

No reported late emergent surgical interventions**

* Results from the Feasibility, Pivotal, Continued Access, and Post-Approval Studies demonstrate 98.3% closure rate and a Major Adverse Event rate < 5% at one year. Major Adverse Events were defined as any event requiring reintervention, readmission to the hospital, or resulted in permanent damage or deficit.

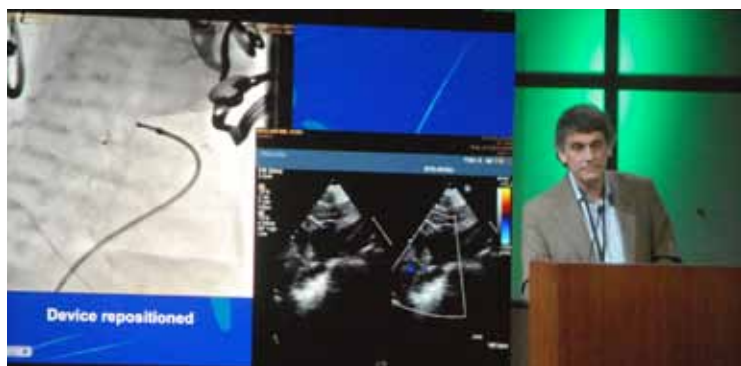
** Data on file.



W. L. Gore & Associates, Inc. • Flagstaff, AZ 86004 • goremedical.com

Products listed may not be available in all markets.
GORE®, HELEX®, PERFORMANCE BY DESIGN, and designs are trademarks of W. L. Gore & Associates.
©2012 W. L. Gore & Associates, Inc. AR1432-EN2 AUGUST 2012

PERFORMANCE
by design



LIVE CASE SUMMARY

SUNDAY, JANUARY 20th

Private Hospital of Córdoba, Córdoba, Argentina
- *Alejandro Peirone, MD*

Prince Salman Heart Center - King Fahad Medical City, Saudi Arabia
- *Tarek Momenah, MD*

Dante Pazzanese Instituto de Cardiologia, São Paulo, Brazil
- *Carlos Pedra, MD*

MONDAY, JANUARY 21st

Arnold Palmer Hospital for Children, Orlando, FL USA
- *David Nykanen, MD*

Miami Children's Hospital, Miami, FL USA
- *Darren Berman, MD; Roberto Cubeddu, MD*

University of Mississippi Medical Center, Jackson, MS USA
- *Makram Ebeid, MD*

JFK Hospital, West Palm Beach, FL, USA
- *Darren Berman, MD; Roberto Cubeddu*

TUESDAY, JANUARY 22nd

Cedars-Sinai Medical Center, Los Angeles, CA USA
- *Saibal Kar, MD; Evan Zahn, MD*

JFK Hospital, West Palm Beach, FL, USA
- *Roberto Cubeddu, MD; Marcos Nores, MD; Mark Rothenberg, MD*

University of Colorado, Denver, CO USA
- *John Carroll, MD; Thomas Fagan, MD*





PICS-AICS

Pediatric and Adult Interventional Cardiac Symposium

SAVE THE DATE JANUARY 19-22, 2013

REGISTRATION IS NOW OPEN

PRELIMINARY PROGRAM POSTED AT WWW.PICSYMPOSIUM.COM



LIVE CASE DEMONSTRATIONS WORKSHOPS HOT DEBATES ABSTRACT SESSIONS
"MY NIGHTMARE CASE IN THE CATH LAB" BREAKOUT SESSIONS DINNER EVENT

www.picsymposium.com



RUSH UNIVERSITY
MEDICAL CENTER

Sponsored for CME credit by Rush University Medical Center



PICS~AICS REGISTRATION INFORMATION

Online Registration for Attendees:

<https://register.rcsreg.com/r2/pics2013/ga/top.html>

Registration & Hotel Questions:

Please contact Colene Diodati at: pics@candsmeetings.com for further information.

Registration for Faculty:

Please send email to: pics@candsmeeting.com

Registration for Exhibitors:

Please contact Kimberly Ray at: kimberly_ray@rush.edu for further information.



Watch Congenital Cardiology Today's Live Cases Online

See selected past live cases from Previous PICS meetings at: www.CHDVideo.com



“Who will be 2013’s PICS~AICS Achievement Award winner?”



THE WORLDWIDE LEADER IN PEDIATRIC INTERVENTIONAL CARDIOLOGY PRODUCTS

WE PROVIDE PHYSICIANS WITH THE HIGHEST QUALITY DEVICES FOR DIAGNOSIS AND TREATING CONGENITAL HEART DISEASE OR COMPROMISED PERIPHERAL ARTERIES.

WITH THE HELP OF OUR DISTRIBUTORS WORLDWIDE, WE HAVE IMPROVED THE LIVES OF PATIENTS AROUND THE WORLD BY SUPPLYING OUR EXTENSIVE AND INNOVATIVE PRODUCT LINE TO HELP FILL THE UNIVERSAL VOID IN PRODUCTS AVAILABLE TO CHILDREN EVERYWHERE.

MOST OF OUR PRODUCTS HAVE BEEN DESIGNED TO RESPOND TO THE SPECIFIC NEEDS OF DOCTORS, TECHNICIANS AND NURSES.

WWW.NUMEDFORCHILDREN.COM



See You at PICS in Miami



Ziyad M. Hijazi, MD, MPH, FSCAI, FACC
Professor of Pediatrics & Internal Medicine
James A. Hunter, MD, University Chair, Director
Rush Center for Congenital & Structural Heart Disease
Rush University Medical Center
Chicago, IL USA



John P. Cheatham, MD
Director, Cardiac Catheterization & Interventional Therapies
Professor of Pediatrics & Internal Medicine
Nationwide Children's Hospital, Columbus, OH USA



Carlos Pedra, MD
Dante Pazzanese Instituto de Cardiologia
São Paulo, Brazil



Thomas K. Jones, MD
Professor of Pediatrics & Medicine University of Washington
Director of Cardiac Catheterization Laboratories
Seattle Children's Hospital
Seattle, WA

PICS~AICS COURSE CO-DIRECTORS



Damien Kenny, MD
Rush Center for Congenital & Structural Heart Disease
Rush University Medical Center
Chicago, IL USA



Giacomo Pongiglione, MD
Director of Pediatric Cardiology & Cardiac Surgery
Ospedale Pediatrico Bambino Gesù
Rome, Vatican City, Italy



Clifford J. Kavinsky, MD, PhD
Professor of Internal Medicine
Rush Center for Congenital & Structural Heart Disease
Rush University Medical Center
Chicago, IL USA



Ralf Holzer, MD
Associate Professor of Pediatrics
Nationwide Children's Hospital
Columbus, OH USA



William E. Hellenbrand, MD
Director Emeritus PICS ~ AICS
Yale University Medical Center
New Haven, CT USA

"PICS~AICS remains the standard-bearer for live case demonstrations....with experienced operators that will demonstrate the latest in medical device technology using approved and investigational devices/valves/stents, etc."

CONGENITAL CARDIOLOGY TODAY

© 2012 by Congenital Cardiology Today
(ISSN 1554-7787-print; ISSN 1554-0499-online).
Published monthly. All rights reserved.

Publication Headquarters:
8100 Leaward Way, Nehalem, OR 97131 USA

Mailing Address:
PO Box 444, Manzanita, OR 97130 USA
Tel: +1.301.279.2005; Fax: +1.240.465.0692

Editorial and Subscription Offices:
16 Cove Rd, Ste. 200, Westerly, RI 02891 USA

Publishing Management

- Tony Carlson, Founder, President & Senior Editor
TCarlsonmd@gmail.com
- Richard Koulbanis, Group Publisher & Editor-in-Chief
RichardK@CCT.bz
- John W. Moore, MD, MPH, Medical Editor
JMoore@RCHSD.org
- Virginia Dematatis, Assistant Editor
- Caryl Cornell, Assistant Editor
- Loraine Watts, Assistant Editor
- Chris Carlson, Web Manager
- William Flanagan, Strategic Analyst
- Rob Hudgins, Designer/Special Projects

Editorial Board: Teiji Akagi, MD; Zohair Al Halees, MD; Mazeni Alwi, MD; Felix Berger, MD; Fadi Bitar, MD; Jacek Bialkowski, MD; Philipp Bonhoeffer, MD; Mario Carminati, MD; Anthony C. Chang, MD, MBA; John P. Cheatham, MD; Bharat Dalvi, MD, MBBS, DM; Horacio Faella, MD; Yun-Ching Fu, MD; Felipe Heusser, MD; Ziyad M. Hijazi, MD, MPH; Ralf Holzer, MD; Marshall Jacobs, MD; R. Krishna Kumar, MD, DM, MBBS; John Lamberti, MD; Gerald Ross Marx, MD; Tarek S. Momenah, MBBS, DCH; Toshio Nakanishi, MD, PhD; Carlos A. C. Pedra, MD; Daniel Penny, MD, PhD; James C. Perry, MD; P. Syamasundar Rao, MD; Shakeel A. Qureshi, MD; Andrew Redington, MD; Carlos E. Ruiz, MD, PhD; Girish S. Shirali, MD; Horst Sievert, MD; Hideshi Tomita, MD; Gil Wernovsky, MD; Zhuoming Xu, MD, PhD; William C. L. Yip, MD; Carlos Zabal, MD

FREE Subscription

Congenital Cardiology Today is available free to qualified professionals worldwide in pediatric and congenital cardiology. International editions available in electronic PDF file only; North American edition available in print. Send an email to Subs@CCT.bz. Include your name, title, organization, address, phone and email.

Contacts and Other Information

For detailed information on author submission, sponsorships, editorial, production and sales contact, current and back issues, see website or send an email to: Info@CCT.bz.

Statements or opinions expressed in Congenital Cardiology Today reflect the views of the authors and sponsors, and are not necessarily the views of Congenital Cardiology Today.

PedCath8

Congenital Cath Reporting

submit directly to the NCDR **IMPACT Registry™**

**No More
Paper Forms!**

The established leader in data submission
to the IMPACT Registry

NCDR compliant cath data is harvested transparently
from the PedCath8 report

PedCath8 provides an expanded, searchable
INTERNAL database


Includes every required IMPACT field

Automatic error checking meets
stringent ACC standards

Coming Soon: Expanded data reports

**on the
iPad!**

Illustrated FIELD GUIDE to CONGENITAL HEART DISEASE and REPAIR 3rd Edition



Indispensable portable teaching tool
now available as an iBook

Same great information and images

Incorporates Apple's latest
iBook development features

Zoomable images for easier viewing

Easy navigation and links

Perfect for clinic teaching on the go

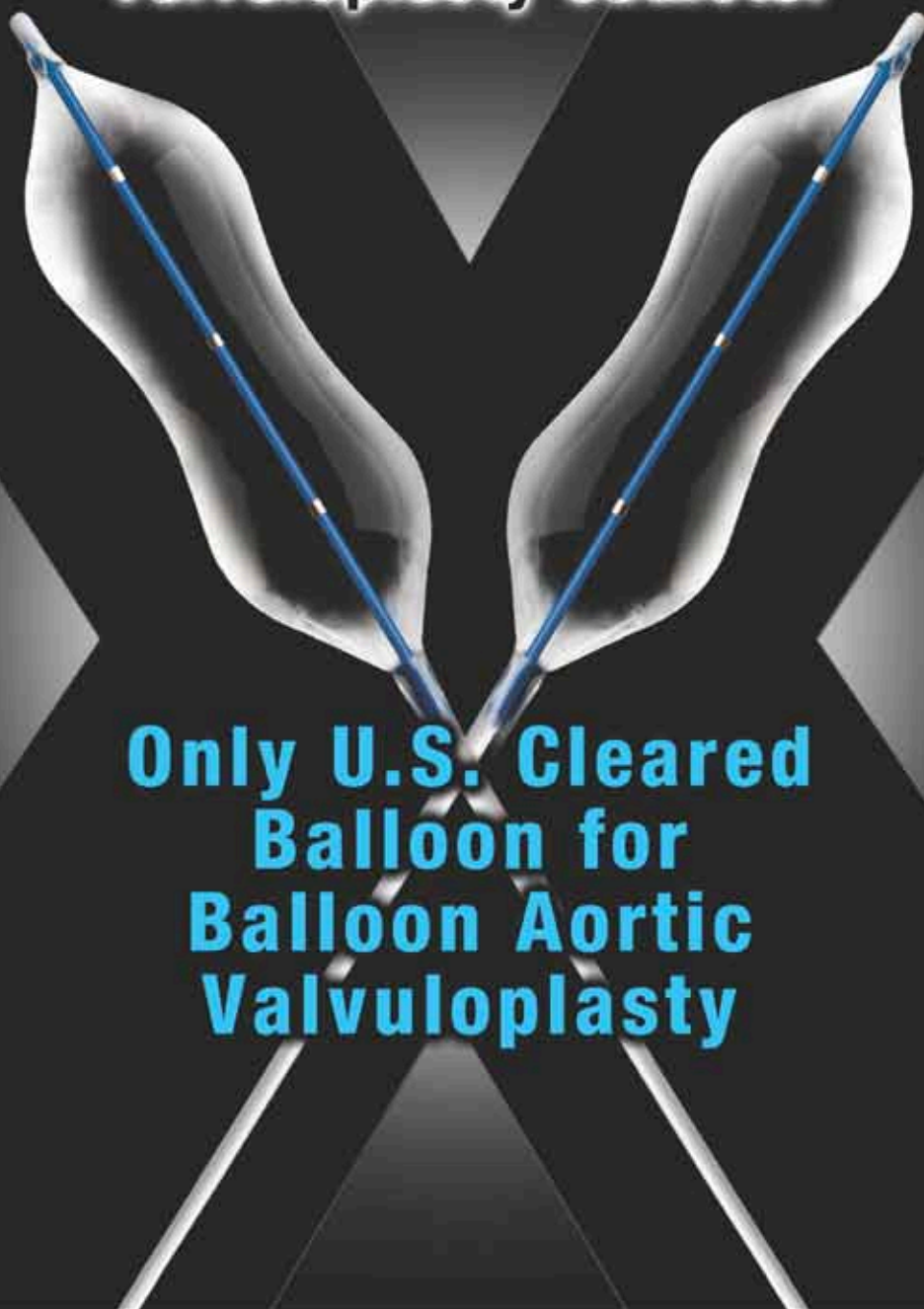
Find it today in the iBookstore!

**Scientific
Software
Solutions**

434.293.7661
www.PedCath.com
www.PedHeart.com
Support@PedHeart.com

NUCLEUS-X™

Balloon Aortic & Pulmonic
Valvuloplasty Catheter



Only U.S. Cleared
Balloon for
Balloon Aortic
Valvuloplasty



BIBRAUN

www.bisusa.org

Interventional
Systems