

CONGENITAL CARDIOLOGY TODAY

Timely News and Information for BC/BE Congenital/Structural Cardiologists and Surgeons

Volume 8 / Issue 4A

April 2010

SPECIAL PICS-AICS 2010 PREVIEW
EDITION

IN THIS ISSUE

Pediatric & Adult Interventional Cardiac Symposium (PICS ~ AICS 2010) - With Live Case Demonstrations - July 17-21, 2010; Sheraton Hotel, Chicago, IL USA

by Ziyad M. Hijazi, MD, MPH ~ Page 1

July 17 - Saturday Morning Session ~ Page 4

July 17 - Saturday Afternoon Session ~ Page 5

ICIVVT Faculty ~ Page 5

July 18 - Sunday Morning Session ~ Page 6

July 18 - Sunday Afternoon Session ~ Page 8

PICS-AICS Faculty ~ Page 8

July 19 - Monday Session ~ Page 9

July 20 - Tuesday Morning Session ~ Page 10

July 20 - Tuesday Afternoon Session ~ Page 12

July 21 - Wednesday Morning Session ~ Page 13

July 21 - Wednesday Afternoon Session ~ Page 14

Live Case Summary ~ Page 15

Registration Information ~ Page 17

PICS Awards ~ Page 17

CONGENITAL CARDIOLOGY TODAY

Editorial and Subscription Offices
16 Cove Rd, Ste. 200
Westerly, RI 02891 USA
www.CongenitalCardiologyToday.com

© 2010 by Congenital Cardiology Today
ISSN: 1544-7787 (print); 1544-0499 (online). Published monthly. All rights reserved.

Statements or opinions expressed in Congenital Cardiology Today reflect the views of the authors and sponsors, and are not necessarily the views of Congenital Cardiology Today.

Pediatric & Adult Interventional Cardiac Symposium (PICS ~ AICS 2010) - With Live Case Demonstrations - July 17-21, 2010; Sheraton Hotel, Chicago, IL USA

By Ziyad M. Hijazi, MD, MPH


Dear Colleagues,

Preparations are well underway for PICS~AICS 2010 – *The Pediatric and Adult Interventional Cardiac Symposium* to be held at the Chicago Sheraton Hotel and Towers, July 17-21, 2010. PICS~AICS will be back in Chicago after five years on the road!

For the first time at PICS, we will be having an Imaging pre-symposium. This one-day symposium will take place on Saturday, July 17th. It will be solely dedicated to the field of imaging in congenital and structural cardiovascular interventional therapies. The field of congenital and structural heart disease interventional therapies is exploding with new devices, balloons, valves, etc., and for all these interventional therapies, imaging is at the heart of intervention! Without an image, there is no intervention! Therefore, we believe that dedicating a whole day to an in-depth discussion of each imaging modality is crucial to all those involved in the care of patients with heart disease, particularly, when one considers the important role of the imaging modality in the following: pre-selecting the appropriate patient, guiding the interventional procedure, assessing the immediate outcome and evaluating the follow-up. Special emphasis will be on septal defects (ASD, PFO, VSD and PDA), valves (aortic, pulmonic and mitral), the atrial appendage, paravalvar leaks, etc. All im-

aging modalities will be discussed including, TTE, TEE (2D & 3D), ICE, CT, MRI and fluoroscopy. Internationally renowned faculty have been selected for this special day. The faculty, with their knowledge and involvement with clinical trials, will provide the attendees an opportunity to learn about how to pre-select the appropriate patients for intervention; they will also demonstrate the best imaging modality for a particular intervention. All healthcare providers involved in the care of such patients should find this symposium of particular interest, including interventional cardiologists, echocardiographers, sonographers, nurses and surgeons who want to learn about imaging and interventional proce-

“Preparations are well underway for PICS~AICS 2010 – The Pediatric and Adult Interventional Cardiac Symposium to be held at the Chicago Sheraton Hotel and Towers, July 17-21, 2010. PICS~AICS will be back in Chicago after five years on the road!”



Watch and Listen to a Video Podcast with Dr Hijazi about
PEDIATRIC & ADULT INTERVENTIONAL CARDIAC SYMPOSIUM
(PICS-AICS) meeting in July in Chicago, IL USA

<http://www.congenitalcardiology.com/PICS.MOV>



TINY HEARTS INSPIRED HYBRID LABS WITH ACCESS FOR BIG TEAMS.

Fixing a heart from birth through adulthood takes big teams working together. So we examined the needs of leading clinicians when designing our hybrid solutions. The result: our Infinix™-i with 5-axis positioners and low profile detectors, stays out of the way, but right where needed, providing the best possible access to patients. To lead, you must first listen.

medical.toshiba.com

TOSHIBA
Leading Innovation >>>

dures. A special discount will be given to those who will stay and attend the PICS/AICS meeting from July 18th-21st, 2010. For more details and registration, please visit the PICS website at: www.picsymposium.com

The main PICS~AICS will start on Sunday, July 18th with a Comprehensive Workshop on ASDs/PFOs. This workshop is designed to give the attendee full knowledge of the anatomy of the atrial septum, evaluation of specimens with ASDs and different treatment options for the patient with ASDs/PFOs. Full details of the available devices to close the ASD will be discussed.

In the afternoon the popular "Meet the Expert" session will take place. Here you can bring a difficult case, and get the opinion of experts in the field. We encourage you to contact me directly if you have a case to present, zhijazi@rush.edu. Following the "Meet the Expert," there will be Oral Abstract Presentations. We have selected the best 30 abstracts for oral presentations. After a long day all attendees are invited to a reception in the exhibit area.

Monday, July 19th will be a busy day. The day will start with a follow-up on the Live Case patients from PICS 2009. Then we will have our first live case transmissions from London, Saudi Arabia and São Paulo. In addition to live cases, there will be a didactic session on Aortic Valve & Arch Disease in the Young. There will be a Breakout Session for Nurses and Technologists in the Cath Lab. There will also be a large workshop dedicated to "Embolization Therapy." Following the Embolization Workshop, we will present the PICS Pioneer Award and the PICS Achievement Award.

Tuesday, July 20th will start with Live Cases from Chicago and Columbus. The day will be packed with sessions discussing Vascular Access, Aortic Valve & Arch Disease, The Ventricular Septum, RVOT and the very popular "My Nightmare Case in the Cath Lab". If you would like to present a Nightmare Case, please email Kim Ray at kimberly_ray@rush.edu with the details of your case. There will also be Breakout Sessions focusing on the Adult with Congenital and Structural Heart Disease.

At the end of the day, attendees are invited to relax and enjoy the evening at our yearly Gala Night event.

Wednesday, July 21st Live Cases will be broadcast from Los Angeles and Seattle. The days' topics will include RVOT and The PDA. We will have a special session "Futuristic Things" to discuss what your colleagues have been working on. We will also play a game of "Interventional Jeopardy." Special Breakout sessions will feature Hybrid and Fetal Intervention and Structural & Congenital Heart Interventions.

The course is packed and full of interesting topics. We invite you to join us in Chicago, July 17-21, 2010! This promises to be the best PICS ever! Plus, Chicago has much to offer families during the summer, so we hope you will join us with your family.

CCT

Professor Ziyad M. Hijazi, MD, MPH, FSCAI, FACC, FAAP
Director, Rush Center for Congenital & Structural Heart Disease
Section Chief, Pediatric Cardiology
Professor of Pediatrics & Internal Medicine
Rush University Medical Center
1653 W. Congress Parkway, Ste. 770 Jones
Chicago, IL 60612 USA
Phone: 312-942-6800; Fax: 312-942-5360
zhijazi@rush.edu

~ On behalf of the course directors ~



PICS-AICS

Pediatric and Adult Interventional Cardiac Symposium

JULY 18-21, 2010
SHERATON CHICAGO
CHICAGO, ILLINOIS



CHICAGO 2010

THE MOST COMPREHENSIVE SYMPOSIUM WORLDWIDE IN THE FIELD OF INTERVENTIONAL THERAPIES FOR CONGENITAL AND STRUCTURAL HEART DISEASE IN CHILDREN AND ADULTS

www.picsymposium.com

PICS-AICS Accreditation: The Society for Cardiovascular Angiography and Interventions (SCAI) is accredited by the Accreditation Council for Continuing Medical Education (ACCME) to provide continuing medical education for physicians. SCAI designates this educational activity for a maximum of 35 AMA PRA Category 1 Credits.[™] Physicians should only claim credit commensurate with the extent of their participation in the activity.

ICIVT Accreditation: The Society for Cardiovascular Angiography and Interventions (SCAI) is accredited by the Accreditation Council for Continuing Medical Education (ACCME) to provide continuing medical education for physicians. SCAI designates this educational activity for a maximum of 10 AMA PRA Category 1 Credits.[™] Physicians should only claim credit commensurate with the extent of their participation in the activity.



Rush Center for Congenital and Structural Heart Disease





IMAGING IN CONGENITAL AND STRUCTURAL
CARDIOVASCULAR INTERVENTIONAL THERAPIES
ONE DAY SYMPOSIUM
IMMEDIATELY PRECEDING PICS-AICS



SAT.
JULY 17
2010

ICIVVT: JULY 17 - SATURDAY MORNING SESSION

6:30-7:45 am - Continental Breakfast

6:00 am-8:00 pm - Registration

8:00-8:05 am - Introduction and Welcome: *Course Directors*

8:05-9:35 am - Imaging Overview-Modalities and How to Choose Which One to Use - *Moderators: Achiau Ludomirsky and Charles Kleinman*

- **Introduction and Overview-Why Have Imaging in the Interventional lab? Why Have an Advanced Imaging in Interventions Course?** - *Frank E. Silvestry, MD*
- **ICE for SHD Interventions: Indications, Advantages and Disadvantages** - *Ziyad M. Hijazi*
- **TEE: Advances in 2D and 3D Imaging** - *Girish Shirali*
- **CT Angiography: Safety and Applications** - *Anthony Hlavacek*
- **Cine Fluoroscopy/Angiography: Advances in 2D and 3D Angiography** - *Evan Zahn*

9:35-10:35 am - Atrial Septal Defects - *Moderators: Peter Ewert and Masood Sadiq*

- **Morphology of the Atrial Septum** - *Paul Weinberg*
- **Suitability for Device Closure: Pre-selection-TTE, TEE and 3D** - *Krishna Kumar*
- **Intra-Procedural Guidance-TEE** - *Girish Shirali*
- **Intra-Procedural Monitoring-ICE** - *Qi-Ling Cao*
- **Follow-up of Patients with Devices** - *Seong-Ho Kim*

10:35-11:00 am - Break

11:00 am-12:00 pm - Patent Foramen Ovale - *Moderators: BG Alekryan and Eustaquio Onorato*

- **ASA and PFO: Anatomical Concerns** - *Frank E. Silvestry*
- **When (if ever) PFOs Should be Closed?** - *Ted Feldman*
- **Intra-Procedural Monitoring of PFO Closure** - *Saibal Kar*
- **In Tunnel PFO Closure: How Imaging is Helpful** - *Olaf Franzen*
- **Special Considerations - Shunts, Migraines, Divers** - *Jonathan Tobis*

12:00-1:00 pm - The Ventricular Septum - *Moderators: John Carroll and Girish Shirali*

- **Morphology of the Ventricular Septum** - *Paul Weinberg*
- **Echocardiographic Characterization of VSDs-2D** - *Craig Fleishman*
- **Echocardiographic Characterization of VSDs-3D Echocardiography** - *Girish Shirali*
- **Post Infarct VSDs - Special Consideration in Imaging** - *Roberto Lang*
- **Intra-Procedural Monitoring and Follow-up** - *Charles S. Kleinman*
- **Echo Guidance of Alcohol Septal Ablation** - *Frank E. Silvestry*



Please visit www.PICSymposium.com for up-to-date program changes.

ICIVT: JULY 17 - SATURDAY AFTERNOON SESSION

1:00-2:30 pm - Breakout Lunch Sessions

Breakout Session #1: Complex Congenital Interventions -

Moderators: Ziyad M. Hijazi and Craig Fleishman

- Hybrid Procedures-HLHS, Muscular VSD, Intrapulmonary Stents, etc. - *John Kovalchin*
- Perforation of the Atrial Septum - *Achi Ludomirsky*
- Perforation of Atrietic Valves - *Leo Lopez*
- Fetal Interventions: Pre-selection, Guidance and Follow-up - *Meryl Cohen*

Breakout Session #2: Percutaneous Valve (Mitral & Aortic) and LAA Imaging -

Moderators: John Carroll, Roberto Lang and Raj Makkar

- Pre-selection of Patients and Guidance of Procedure for Mitral Valve Repair - *Frank E. Silvestry*
- Pre-selection of Patients and Guidance of Aortic Valve Replacement - *Robert J. Siegel*
- Case Illustration: E-Valve - *Ted Feldman*
- Screening Tips and Tricks for Percutaneous Aortic Valve Replacement - *Raj Makkar*
- LAA Closure: Pre-selection, Guidance of Procedure and Follow-up - *Robert J. Siegel*

2:45-4:05 pm - RVOT-Branch PA's Imaging - *Moderators: Mark Fogel and John Kovalchin*

- Pathological Correlations - *Paul Weinberg*
- Echocardiographic Assessment: 2D and 3D - *Meryl Cohen*
- CT Imaging: Why CT? - *Anthony Hlavacek*
- MR Imaging: Assessment of Anatomy and Function Prior to Valve Implantation - *Mark Fogel*

4:05-4:45 pm - Systemic and Pulmonary Veins - *Moderators: William E. Hellenbrand and Saibal Kar*

- 2D Echocardiography - *Leo Lopez*
- CT Angiography - *Anthony Hlavacek*

4:45-5:30 pm - Paravalvar Leaks: Aortic and Mitral -

Moderators: William Hellenbrand and Saibal Kar

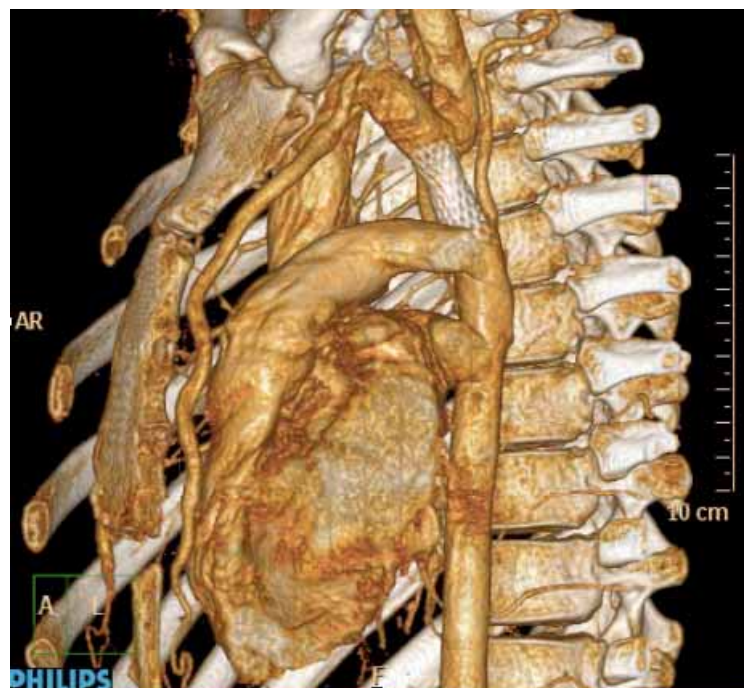
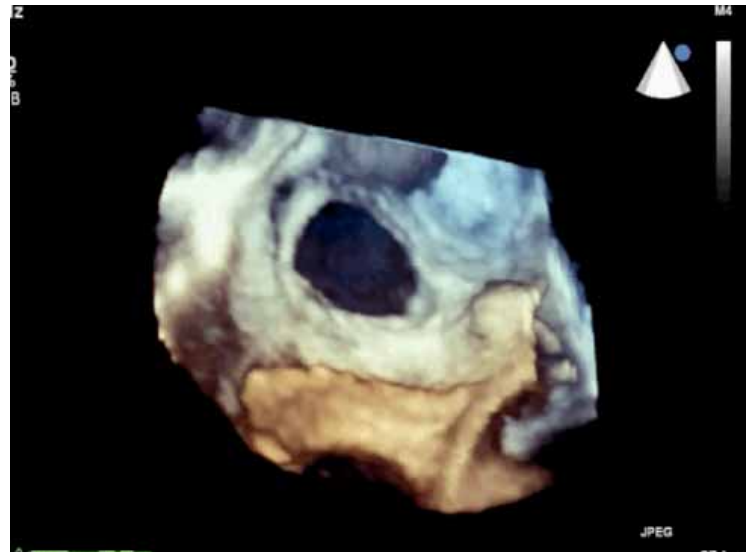
- 2D and 3D Echo Pre-assessment - *Roberto Lang*
- CT Assessment - *John Carroll*
- Guidance of the Procedure: Fluoro / Echo - *TBD*

5:30 pm - Closing Remarks and Adjourn

ICIVT FACULTY

Directors: Frank E. Silvestry, MD, FASE; Girish Shirali, MD, FAAP, FAAC; Ziyad M. Hijazi, MD, MPH; and William E. Hellenbrand, MD

Guest Faculty: BG Alekryan, MD; Qi-Ling Cao, MD; John Carroll, MD; Meryl Cohen, MD; Peter Ewert, MD; Ted Feldman, MD; Craig Fleishman, MD; Mark Fogel, MD; Olaf Franzen, MD; Anthony Hlavacek, MD; Saibal Kar, MD; Charles S. Kleinman, MD; Seong-Ho Kim, MD, PhD; John Kovalchin, MD; Krishna Kumar, MD; Roberto Lang, MD; Leo Lopez, MD; Achi Ludomirsky, MD; Raj Makkar, MD; Eustaquio Onorato, MD; Masood Sadiq, MD; Robert J. Siegel, MD; Jonathan Tobis, MD; Paul Weinberg, MD; and Evan Zahn, MD





PICS-AICS: JULY 18 - SUNDAY - MORNING SESSION

6:30-7:45 am - Continental Breakfast / Visit Exhibits

8:00 am-6:00 pm - Registration

8:00 am-12:00 pm - Workshop: Atrial Septal Defects / PFO's
Moderators: Thomas Jones, William E. Hellenbrand and Bagrat Alekryan

- **Pathological Correlation** - *Paul Weinberg*
- **Echocardiography of the Atrial Septum** - *Craig Fleishman*
- **Historical Perspectives on ASD Closure** - *Terry King*
- **How to Start a Successful Program of Atrial Closure**
Proctoring, Stocking the Cath Lab, etc. - *Ted Feldman*
- **How to Close Simple ASDs: Choice of Devices** - *Geoffrey Lane*
- **How to Close Large and Complex ASDs, Including Multiple ASDs** - *Zahid Amin*
- **ASDs with Pulmonary Hypertension: Evaluation and Assessing Closability** - *Carlos Zabal*
- **Long-term Outcome of ASD Closure** - *John Bass*
- **New Minimally Invasive Surgical Techniques** - *Pedro del Nido*
- **Debate #1: Surgery vs. Device Closure of ASDs in Small Infants and Children** - *Pro device: David Balzer; Pro surgery: Emile Bacha*
- **PFO's and Stroke: Where Are We with the Trials?** - *John Rhodes*
- **PFO and Migraines: Where Are We with the Trials?** - *Jon Tobis*
- **How to Enroll Patients in Clinical Trials? Where Do You Get the Patients From?** - *Sherm Sorensen*
- **Complications of Device Closure of the Atrial Defects: How Common, What Do We Need to Fear? How to Minimize Them?** - *Horst Sievert*
- **Metallurgy, Biodegradable, Bioabsorbable Devices** - *Carol Devellian*
- **Devices for ASD and PFO Closure:**
 - **Amplatzer Devices** - *Alpay Çeliker*
 - **Helex Devices** - *Tom Jones*
 - **Occlutech Devices** - *Ali Halabi*
 - **Solysafe Device** - *Peter Ewert*
 - **pfm Device** - *Miguel Granja*
 - **Coherex Flat Stent** - *Olaf Franzen*
 - **Cardia Devices** - *Tom Forbes*
 - **Patch Closure of Defects** - *Terry Sideris*
 - **The Cook ASD Device** - *TBD*
- **Retrieval of Embolized Devices** - *John W. Moore*



THE COMPASSION TRIAL

Congenital Multicenter Trial of
Pulmonic Valve Regurgitation
Studying the Edwards SAPIEN
Interventional Transcatheter
Heart Valve

Rush University Medical Center Chicago, Illinois

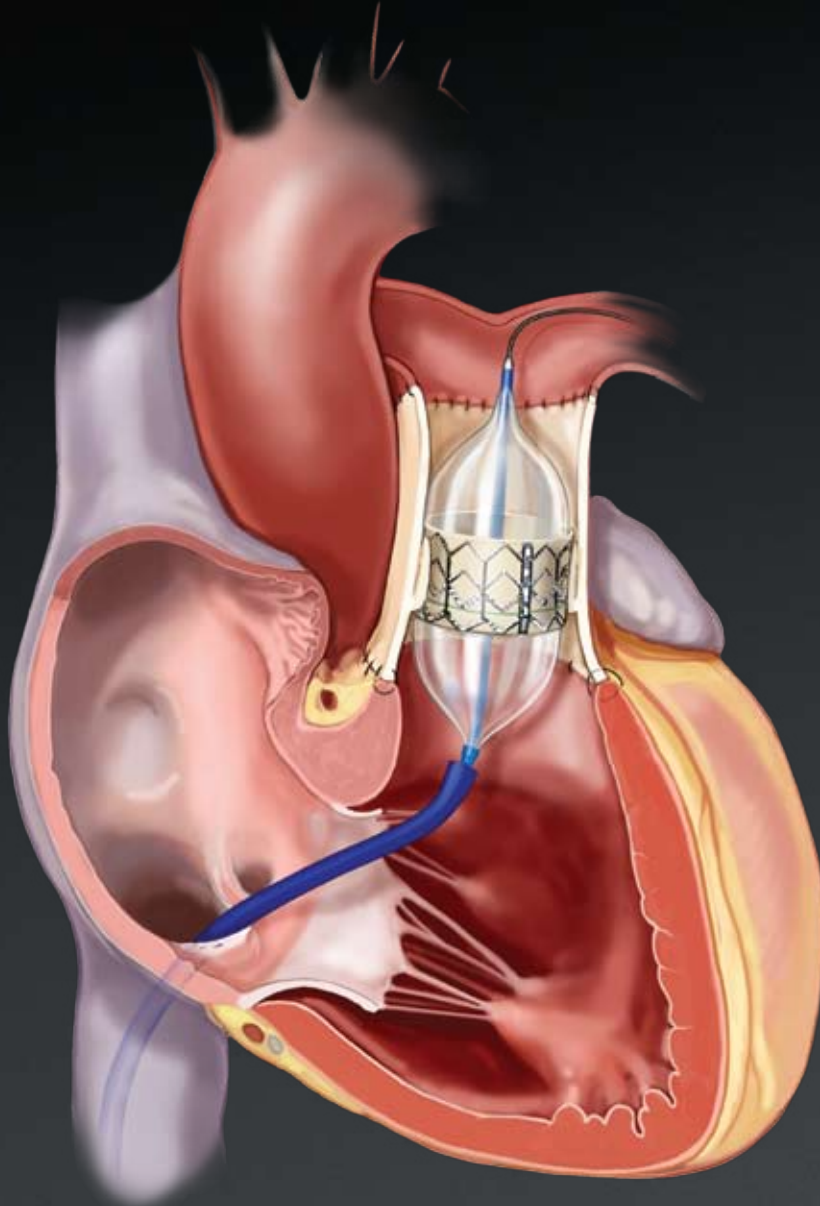
Dr. Ziyad M. Hijazi
ziyad_hijazi@rush.edu
312.942.8979

Duke University Medical Center Durham, North Carolina

Dr. John F. Rhodes, Jr.
rhode028@mc.duke.edu
919.681.2880

Cedars Sinai Medical Center Los Angeles, California

Dr. Rajendra Makkar **Dr. Saibal Kar**
raj.makkar@cshs.org karsk@cshs.org
310.423.3977 310.383.8105



THE COMPASSION TRIAL NOW ENROLLING

- Evaluates a transcatheter approach for select patients with a regurgitant pulmonary valved conduit
- Feasibility trial using the Edwards SAPIEN pulmonic valve and the RetroFlex delivery system
- Refer eligible patients to the centers above



Edwards
LIFESCIENCES

For information on inclusion
& exclusion criteria for
THE COMPASSION TRIAL,
please visit:

www.clinicaltrials.gov
search: **SAPIEN**

PICS-AICS: JULY 18 - SUNDAY AFTERNOON SESSION

12:00-2:30 pm - Lunch Break: Meetings for CCISC and SCAI

12:30-1:30 pm - CCISC Meeting - Chair: Tom Forbes

12:45-2:15 pm - AGA Lunch Workshop

1:30-2:30 pm - SCAI Meeting - Chair: Don Hagler

2:30-2:50 pm - Update on the IMPACT Registry - Gerard Martin

3:00-4:00 pm - Meet The Experts (three rooms)

- **Room 1 - Moderators:** Michael Tynan, Jo De Giovanni and John W. Moore
- **Room 2 - Moderators:** Chuck Mullins, Evan Zahn and Phil Moore
- **Room 3 - Moderators:** Zahid Amin, William E. Hellenbrand and John P. Cheatham

4:00-6:00 pm - Oral Abstract Presentations (three rooms)

Room 1 - Moderators: Teiji Akagi, Mazeni Alwi and David Balzer

Room 2 - Moderators: Carlos Zabal, John Bass and Philipp Bonhoeffer

Room 3 - Moderators: Lee Benson, Mario Carminati and Dietmar Schranz

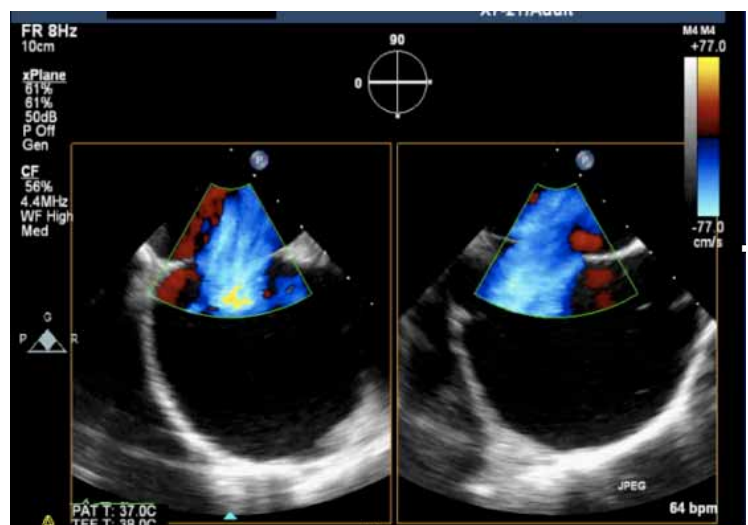
6:00-8:00 pm - Reception

PICS-AICS FACULTY

Directors: Ziyad M. Hijazi, MD, MPH; William E. Hellenbrand, MD; Carlos Pedra, MD; and John P. Cheatham, MD

Co-Directors: Zahid Amin, MD; and Ted Feldman, MD

Guest Faculty: Teiji Akagi, MD; BG Alekryan, MD; Wail Alkaskhari, MD; Mazeni Alwi, MD; Emile Bacha, MD; David Balzer, MD; John Bass, MD; Lee Benson, MD; Farhouch Berdjis, MD; Jacek Bialkowski, MD; Philipp Bonhoeffer, MD; Robert Bonow, MD; Elchanan Bruckheimer, MD; Qi-Ling Cao, MD; Mario Carminati, MD; Alpay Çeliker, MD; Joanne Chisolm, BSN; Jae Young Choi, MD; Roberto Cubeddu, MD; Bharat Dalvi, MD; Pedro Del Nido, MD; Carol Devellian, BS; Makram Ebeid, MD; Peter Ewert, MD; Horacio Faella, MD; Craig Fleishman, MD; Simone Fontes-Pedra, MD; Thomas Forbes, MD; Olaf Franzen, MD; Stacey Froemming, MHA, RCIS; Yun Ching Fu, MD; M. Omar Galal, MD; Mark Galantowicz, MD; Ricardo Gamboa, MD; Wei Gao, MD; J V De Giovanni, MD; Miguel Granja, MD; Donald Hagler, MD; Ali Halabi, MD; Sharon Hill, ACNP; Ralf Holzer, MD; Eric Horlick, MD; Reda Ibrahim, MD; Michel Ilbawi, MD; Frank Ing, MD; Ignacio Ingelesiss, MD; Mansour Al Joufan, MD; Thomas Jones, MD; Saibal Kar, MD; Cliff Kavinsky, MD; Jan Kovac, MD; Seong-Ho Kim, MD, PhD; Terry D. King, MD; Charles S. Kleinman, MD; Amy Kirk, CNP; Krishna Kumar, MD; Geoffrey Lane, MD; Larry Latson, MD; Nick Lembares, MS; Trong-Phi Le, MD; Daniel Levi, MD; Achiau Ludomirsky, MD; Raj Makkar, MD; Gerard Martin, MD; Jozef Masura, MD; Tarek Momenah, MD; John W. Moore, MD; Phillip Moore, MD; Michael Mullen, MD; Charles E. Mullins, MD; Toshio Nakanishi, MD; Kathleen Nolan, (RT) (R), (CV); David Nykanen, MD; Eustaquio Onorato, MD; Alejandro Peirone, MD; Shakeel A. Qureshi, MD; David Reuter, MD; John Rhodes, MD; Richard Ringel, MD; Jonathan Rome, MD; Russell D'Sa, CVT; Masood Sadiq, MD; Girish Shirali, MD; Terry Sideris, MD; Horst Sievert, MD; Dietmar Schranz, MD; Frank Silvestry, MD; Shari Snyder, RT (R); Sherm Sorensen, MD; Jonathan Tobis, MD; Zoltan Turi, MD; Mike Tynan, MD; Julie Vincent, MD; Robert Vincent, MD; Kevin Walsh, MD; Jou-Kou Wang, MD; John Webb, MD; Howard Weber, MD; Paul Weinberg, MD; Gil Wernovsky, MD; Robert White, Jr, MD; James L. Wilkinson, MBBS; Neil Wilson, MD; Carlos Zabal, MD; and Evan Zahn, MD



PICS-AICS: JULY 19 - MONDAY SESSION

6:30-7:45 am - Continental Breakfast / Visit Exhibits

6:45-7:45 am - COAST Trial Investigators Meeting - Chair:
Richard Ringel

Morning Session: Moderators: Ziyad M. Hijazi, John P. Cheatham and Wiliam E. Hellenbrand

8:00-8:10 am - Welcome and Course Overview

8:10-8:30 am - Follow-up Patients PICS-2009 - Wail Alkashkari

8:30-10:30 am - Live Cases (London, Saudi Arabia, São Paulo); Panelists: Ricardo Gamboa, David Balzer, Farhouch Berdjis, Jacek Bialkowski and Miguel Granja

10:30-11:00 am - Coffee Break / Visit Exhibits

11:00 am-12:45 pm - Live Cases (London, São Paulo, Saudi Arabia); Panelists: Elchanan Bruckheimer, Alpaz Çeliker, Jae Young Choi, Roberto Cubeddu and Ignacio Inglessis

12:45-2:00 pm - Lunch Break / Visit Exhibits

Afternoon Session: Moderators: Zahid Amin, Larry Latson and Horacio Faella

2:00-2:45 pm - Live Cases (São Paulo) - Panelists: Bharat Dalvi, Thomas Forbes, Omar Galal, Makram Ebeid and Jou-Kou Wang

2:45-3:45 pm - Aortic Valve and Arch Disease in The Young #1

- **Pathological Specimens of AS and Coarctation -** *Paul Weinberg*
- **Echocardiographic Assessment of Patients with AS and Patients with Coarctation -** *Craig Fleishman*
- **When to Intervene in AS: Surgical vs. Catheter...Are There Guidelines to Follow? - Surgeon:** *Emile Bacha*; **Cardiologist:** *Phil Moore*
- **Aortic Valvuloplasty in the Neonate: Technique and Outcome -** *Howard Weber*

3:00-5:00 pm - Breakout Session #1 - Nursing and Technologists In the Cath Lab - Moderators: Sharon Hill, Kathleen Nolan

- **Is Your Cath Lab Safe? A Physicist's Perspective -** *Nick Lembares*
- **Safety Tips Implanting Percutaneous Pulmonary Valves -** *Sharon L. Hill*
- **Care of Adults with CHD and Comorbid Conditions...How Can We Decrease Risk? -** *Amy Kirk*
- **TCD and Right to Left Shunt Detection During Cath Procedures -** *Shari Slyder*

Q & A Session (10 min.) – Panel of Speakers

“Cath Lightning Round” (Each Session 8 min.):

- **Angiojet... Treating Post-op Thrombus -** *Ralf Holzer*
- **Resistant Lesions.... Choices of Balloons -** *Stacey Froemming*
- **Regulatory Update...Understanding Device Approval -** *Joanne Chisolm*
- **3-D Echo Guidance During Intervention -** *Craig E. Fleishman*
- **3-D Rotational Angiography -** *Evan M. Zahn*
- **“ANALYZE THIS” - Using Audience Response System* -** *Kathleen Nolan*

*Present hemodynamic tracings, angiograms, etc., and name diagnosis, device, catheter location, etc.

PICS-AICS: JULY 19 - MONDAY SESSION (continued)

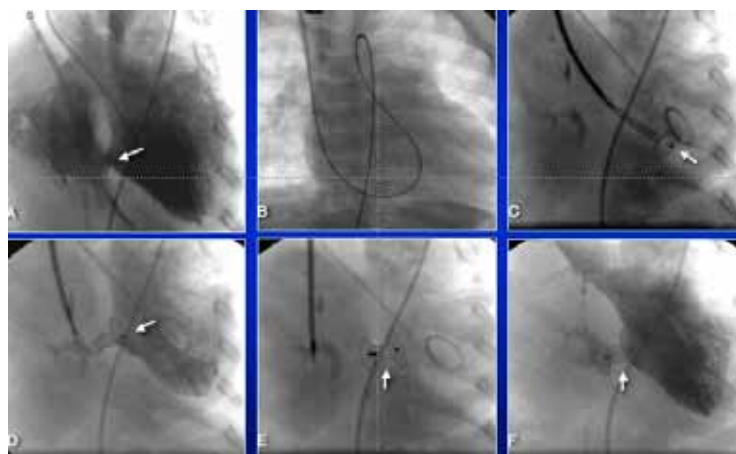
3:45-5:25 pm - Embolization Workshop: Everything You Need to Know About Embolization Therapy

- **Stocking Your Cath Lab! Equipments Needed -** *Lee Benson*
- **Pulmonary AVMs: The Expert's Opinion. How to Evaluate Your Patient? When Can You Close Them in the Cath Lab? When to Send to Surgery? Outcome of Patients -** *Robert White*
- **Aortopulmonary Collaterals in PA / VSD's and in Single Ventricle Patient: Indications for Closure, Technique and Outcome -** *Daniel Levi*
- **Coronary Arteriovenous Malformations: Indications for Closure, Technique and Long-term Outcome -** *Mansour Al Joufan*
- **Venovenous Collaterals: Indications for Closure, Technique and Outcome -** *Don Hagler*
- **Complications of Embolization Therapy and Management -** *TBD*

5:30 pm - PICS Pioneer Award

6:00 pm - PICS Achievement Award

6:30 pm - Adjourn



PICS-AICS: JULY 20 - TUESDAY MORNING SESSION

6:30-7:45 am - Continental Breakfast / Visit Exhibits

6:30-8:00 am - Breakout Session #1: Adults with Congenital Heart Disease - Moderators: *Cliff Kavinsky, Horst Sievert and Eustaquio Onorato*

- **Coronary Artery Angiography: How to Do it, Who Should Do it, and Common Anomalies** - *Farhouch Berdjis*
- **Post Infarct VSD's: Evaluation, Management and Outcome** - *Reda Ibrahim*
- **Pulmonary Artery Hypertension in the Adult Patient with CHD: Causes, Evaluation & Management** - *Roberto Cubeddu*
- **Diagnosis and Management of Late Complications in the Pediatric Patient (Stent Fractures, Stent Compression on Coronary Arteries, etc.)** - *Ignacio Inglessis*

Morning Session: Moderators: *Horst Sievert, William E. Hellenbrand and Seong Ho Kim*

8:00-9:45 am - Live Cases (Columbus, Chicago) - Panelists: *Eric Horlick, Raj Makkar, Mansour Jufan, Saibal Kar and Wei Gao*

9:45-10:00 am - Vascular Access Complications and Management - *Teiji Akagi*

10:00-10:15 am - Vascular Access: Wire Target Method, Transhepatic, etc. - *John W. Moore*

10:15-10:45 am - Coffee Break / Visit Exhibits

10:45 am-12:15 pm - Live Cases (Chicago, Columbus) - Panelists: *Terry D. King, Krishna Kumar, Trong-Phi Le, Daniel Levi and Jae Young Choi*

12:15-2:00 pm - Lunch Session ('My Nightmare Case' in the Cath Lab) - Moderators: *Neil Wilson and Gil Wernovsky*





Can your hospital's cardiology
suite keep up with the both of us?

**All across America, Siemens is giving physicians
the latest tools to treat hearts of all ages.**

Look around. There are hospitals where cardiology patients, young and old, little and large, are getting better care through more efficient diagnosis and cutting-edge treatment. Only Siemens integrates laboratory diagnostics, advanced imaging, and healthcare IT to give hospitals like yours the ability to diagnose and treat cardiology patients more like individuals. Greater personalization, optimal outcomes. It's happening right now. www.usa.siemens.com/cardiology 1-888-826-9702

Answers for life.

SIEMENS

PICS-AICS: JULY 20 - TUESDAY AFTERNOON SESSION

Afternoon Sessions: *Moderators: Geoff Lane, Michael Tynan, and William E. Hellenbrand*

2:00-2:45 pm - Live Cases (Chicago) - Panelists: *Achi Ludomirsky, Jozef Masura, Phil Moore, Toshio Nakanishi and Sherm Sorensen*

2:45-3:45 pm - Aortic Valve and Arch Disease in The Young #2

- **Coarctation Balloon Angioplasty: Technical Considerations Only!** - *Omar Galal*
- **Debate #2: Coarctation Angioplasty Beyond 4 Months of Age is Preferred** - *Pro: David Nykanen; Con: Pedro del Nido*
- **Stent (Bare / Covered) Implantation for Coarctation: Technique and Outcome** - *Elchanan Bruckheimer*

3:00-5:15 pm - Breakout Session #2: Structural & Congenital Heart Interventions #1 - *Moderators: Cliff Kavinsky, Jan Kovac and Reda Ibrahim*

- **LAA Closure: Update on Clinical Trials** - *Zoltan Turi*
- **Percutaneous Mitral Valve Repair: Who is a Candidate for This Therapy?** - *Frank Silvestry*
- **Results of Percutaneous Mitral Valve Repair** - *Olaf Franzen*
- **Mitral Valve Therapy: Sinoplasty Techniques: Where Are We and What Should We Expect?** - *David Reuter*
- **Paravalvar Leaks: Diagnosis, Indications for Intervention, Techniques and Devices Available** - *Zoltan Turi*
- **Trans-septal Puncture: Technique; Complications: Prevention and Management** - *Saibal Kar*
- **Opening of Occluded Baffles: What the Adult Cardiologist Need to Know?** - *Eric Horlick*
- **Coarctation of the Aorta: Update on the COAST trial** - *Richard Ringel*

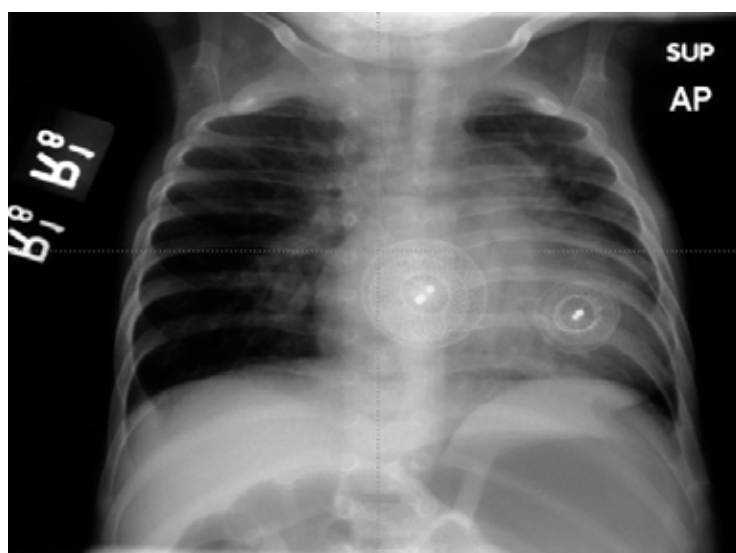
3:45-5:05 pm - The Ventricular Septum

- **Pathological Specimens** - *Paul Weinberg*
- **Indications for Closure of VSDs** - *James Wilkinson*
- **Percutaneous Closure of Muscular VSDs: What do you Need to Become Good at It?** - *Kevin Walsh*
- **Percutaneous Closure of PmVSD: Technical Considerations** - *J V De Giovanni*
- **Complications of Device Closure of VSD's** - *Mario Carminati*
- **Debate #3: PmVSD Should be Closed in the OR!** - *Pro: Pedro del Nido; Con: Jozef Masura*

5:05-6:35 pm - RVOT #1

- **Pulmonary Valve Stenosis in Children and Adults: Indications for Intervention and Technical Considerations** - *Toshio Nakanishi*
- **PA/IVS: Therapeutic Guidelines by the Expert** - *Mazeni Alwi*
- **Branch Pulmonary Artery Stenosis: Native, Post Surgical... Balloon Angioplasty for Branch PA Stenosis (Conventional and Cutting Balloons)** - *Larry Latson*
- **Stent Implantation for PPS: Technique, Available Stents, Results and Complications** - *Makram Ebeid*
- **Debate #4: Primary Stent Implantation for PPS in Children <10 kg Should be the Treatment of Choice** - *Pro: Frank Ing; Con: Michel Ilbawi*

6:35 pm - Adjourn - Gala Night



Watch Congenital Cardiology Today's Live Cases Online

See selected past live cases from Previous PICS meetings at: www.CHDVideo.com

PICS-AICS: JULY 21 - WEDNESDAY MORNING SESSION

6:30-7:45 am - Continental Breakfast / Visit Exhibits

6:30-8:00 am - Breakout Session #1: Hybrid and Fetal Intervention - Moderators: John P. Cheatham, and Michael Tynan

- Muscular VSD's - Jacek Bialkowski
- HLHS: Stage 1: Technique and Results - Dietmar Schranz
- HLHS: Comprehensive Stage 2 and Beyond: Results - Mark Galantowicz
- Intra-operative Stents - Evan Zahn
- How to Start a Fetal Cardiac Interventional Program: Lessons Learned from Brazil and Results - Carlos and Simone Pedra
- To Deal With Restrictive / Intact Atrial Septum in HLHS - Jonathan Rome

Morning Session: Moderators: Geoffrey Lane, Charles Mullins and Carlos Pedra

8:00-9:30 am - Live Cases (Los Angeles, Seattle)

Panelists: Tarek Momenah, David Nykanen, Eustaquio Onorato, John Rhodes and Wei Gao

9:30-11:00 am - RVOT #2

- RV-PA Conduits: Surgical Perspectives - Michel Ilbawi
- Indications for Intervention on RV-PA Conduits - Robert Vincent
- The Large Outflow Tract: What Should We Expect in Percutaneous Therapy? - Philipp Bonhoeffer
- Experience with the Melody Valve - Julie Vincent
- Experience with the Edwards Sapien Valve - Ziyad M. Hijazi
- My Worst Case with the Melody Valve - Tarek Momenah
- My Worst Case with the Edwards Sapein - Michael Mullen

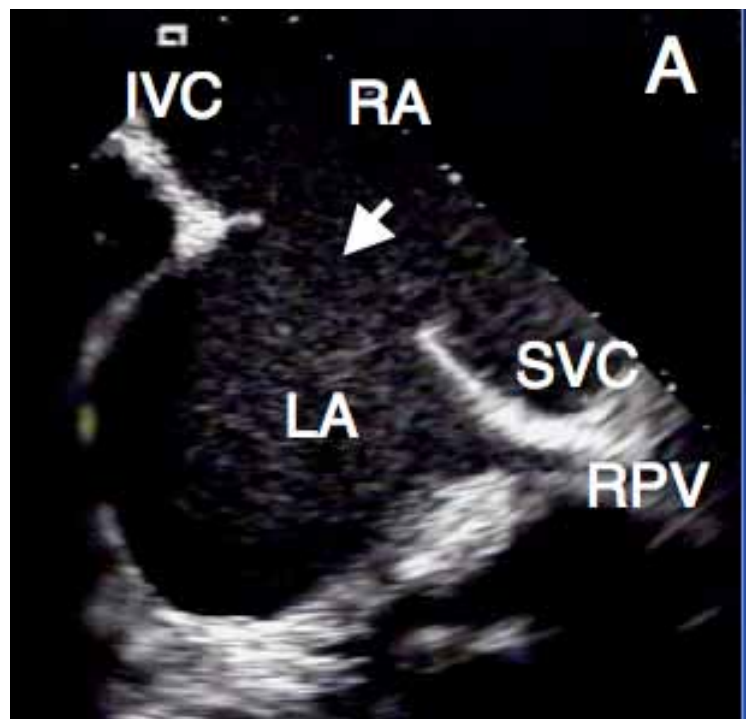
10:00-10:45 am - Coffee Available

11:00 am-12:30 pm - Live Cases (Seattle, Los Angeles)

Panelists: Richard Ringel, Jonathan Rome, Masood Sadiq, Terry Sideris and Ricardo Gamboa

12:30-2:00 pm - Lunch Session

- The Patent Ductus Arteriosus - Moderators: Kevin Walsh and Jou-Kou Wang
- Guidelines: When to Close and Not - Horacio Faella
- Coil Closure of PDA: Technique and Outcome - Krishna Kumar
- Device Closure of PDA - John Bass
- Hypertensive PDAs: Special Considerations - Bharat Dalvi
- Pfm nit Occlud - Trong-Phi Le
- PDAs in Very Small Infants - Neil Wilson



PICS-AICS: JULY 21 - WEDNESDAY AFTERNOON SESSION

Afternoon Session: Moderators: William E. Hellenbrand Carlos Pedra and James Wilkinson

2:00-3:30 pm - Live Cases (Los Angeles, Seattle) - Panelists: Howard Weber, Gil Wernovsky, Robert Vincent, Frank Ing and Julie Vincent

3:00-4:30 pm - Coffee Available


3:30-4:30 pm - Breakout Session #2:

- **Structural and Congenital Heart Interventions #2 -** Moderators: John Webb, Cliff Kavinsky, Mike Mullen, Alejandro Peirone
- **Calcific AS in the Elderly: Indications for Interventions on the Aortic Valve: Who Is and Who Is Not a Candidate for TAVR -** Robert Bonow
- **Percutaneous Aortic Valve Therapies: Experience with the Edwards Sapien Valve -** John Webb
- **Percutaneous Aortic Valve Therapies: Experience with the Medtronic Core Valve -** Jan Kovac
- **Who Should be Catheterizing the Adult with Congenital and Structural Heart Disease? -** Eric Horlick

3:30-4:30 pm - Futuristic Things: What is Your Colleague Working on? - P. Bonhoeffer; John P. Cheatham; Evan Zahn and Daniel Levi

4:30-6:00 pm - Interventional Jeopardy - *Chair:* Shak Qureshi; *North American Team:* Lee Benson, John P. Cheatham and David Nykanen; *European Team:* Shak Qureshi and Mario Carminati; *Asian Team:* Teiji Akagi, Mazeni Alwi and Ali Halabi; *South American Team:* Carlos Pedra, Alejandro Peirone and Carlos Zabal

6:00 pm - Closing Remarks - Ziyad M. Hijazi



LIVE CASE SUMMARY

Monday

8:30-10:30 am - Live Cases (London, Saudi Arabia, São Paulo); Panelists: Ricardo Gamboa, David Balzer, Farhouch Berdjis, Jacek Bialkowski and Miguel Granja

11:00 am -12:45 am - Live Cases (London, São Paulo, Saudi Arabia); Panelists: Elchanan Bruckheimer, Alpay Celiker, Jae Young Choi, Roberto Cubeddu and Ignacio Inglessis

2:00-2:45 pm - Live Cases (São Paulo) - Panelists: Bharat Dalvi, Thomas Forbes, Omar Galal, Makram Ebeid and Jou-Kou Wang

Tuesday

8:00-9:45 am - Live Cases (Columbus, Chicago) - Panelists: Eric Horlick, Raj Makkar, Mansour Jufan, Saibal Kar and Wei Gao

10:45 am-12:15 pm - Live Cases (Chicago, Columbus) - Panelists: Terry D. King, Krishna Kumar, Trong-Phi Le, Daniel Levi and Jae Young Choi

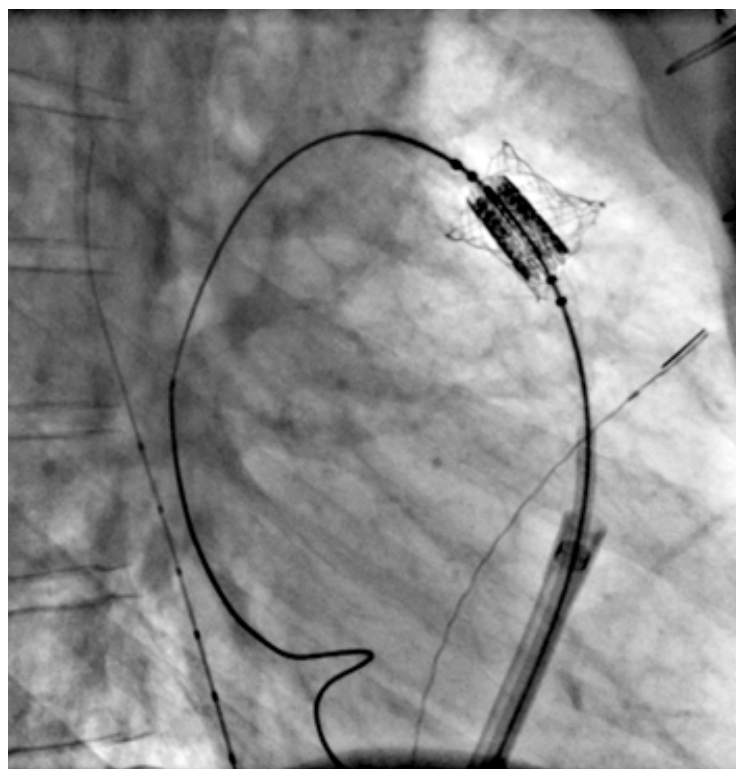
2:00-2:45 pm - Live Cases (Chicago) - Panelists: Achi Ludomirsky, Jozef Masura, Phil Moore, Toshio Nakanishi and Sherm Sorensen

Wednesday

8:00-9:30 am - Live Cases (Los Angeles, Seattle) - Panelists: Tarek Momenah, David Nykanen, Eustaquio Onorato, John Rhodes and Wei Gao

11:00 am-12:30 pm - Live Cases (Seattle, Los Angeles)
Panelists: Richard Ringel, Jonathan Rome, Masood Sadiq, Terry Sideris and Ricardo Gamboa

2:00-3:30 pm - Live Cases (Los Angeles, Seattle) - Panelists: Howard Weber, Gil Wernovsky, Robert Vincent, Frank Ing and Julie Vincent





NuMED

The Worldwide Leader in Pediatric Interventional Cardiology Products

We provide physicians with the highest quality devices for diagnosis and treating congenital heart disease or compromised peripheral arteries.

With the help of our distributors worldwide, we have improved the lives of patients around the world by supplying our extensive and innovative product line to help fill the universal void in products available to children everywhere.

Most of our products have been designed to respond to the specific needs of doctors, technicians and nurses.

www.numedforchildren.com

USA CONTACT:

NuMED, Inc.
2880 Main Street
Hopkinton, NY 12965 USA

Tel: (315) 328-4491
Fax: (315) 328-4941

CANADA CONTACT:

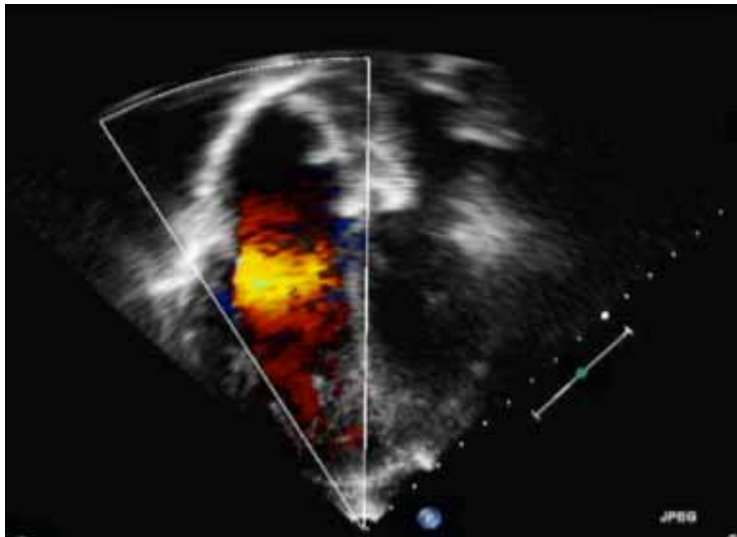
NuMED Canada, Inc.
45 Second Street West
Cornwall, ON K6J 1G3 Canada

Tel: (613) 936-2592
Fax: (613) 936-2593

EUROPE CONTACT:

G. van Wageningen B.V.
Hallenweg 40, 5683 CT Best, The Netherlands

Tel: +31-499-377388
Fax: +31-499-377456



PICS-AICS REGISTRATION INFORMATION

Registration for Attendees:

<https://register.rcsreg.com/regos-1.0/pics2010/ga>

Please note, PICS~AICS has a block of rooms at the Sheraton Chicago Hotel & Towers.

The group room rate is: \$259 per night plus tax.
You must register to reserve your room at the hotel.

Please contact: pics@candsmeetings.com for further information.

Registration for Faculty:

<http://picsymposium.com/registration.html>

Registration for Exhibitors:

Please contact Kimberly Ray at: kimberly_ray@rush.edu for further information.

PICS-AICS AWARDS

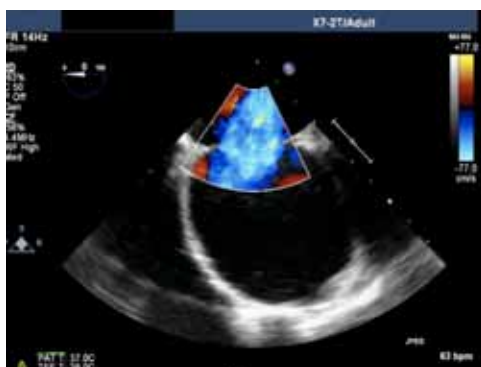
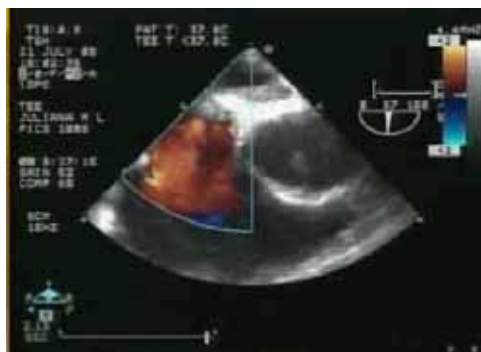
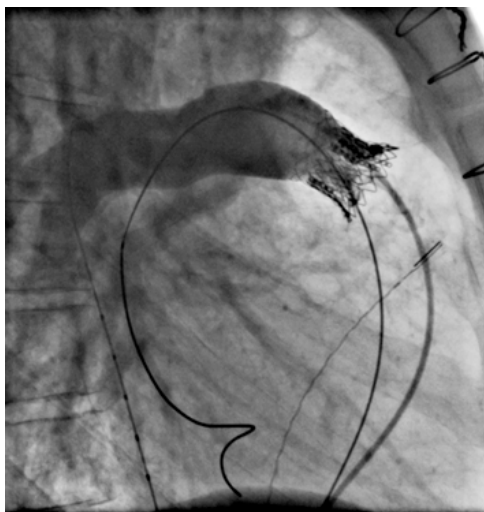
PICS Achievement Award

1997 - Charles E. Mullins	2004 - Shakeel A. Qureshi
1998 - Michael Tynan	2005 - Vladimir Fontes
1999 - Kurt Amplatz	2006 - Philipp Bonhoeffer
2000 - Lee Benson	2007 - John P. Cheatham
2001 - James E. Lock	2008- Carlos Ruiz
2002 - William E. Hellenbrand	2009- Mario Carminati
2003 - Allen J. Tower	2010 - Who will it be this year?

Pioneer Award

2007 - Terry D. King





CONGENITAL CARDIOLOGY TODAY

© 2010 by Congenital Cardiology Today
(ISSN 1554-7787-print; ISSN 1554-0499-
online). Published monthly. All rights reserved.

Headquarters

9008 Copenhaver Dr. Ste. M
Potomac, MD 20854 USA

Publishing Management

Tony Carlson, Founder & Senior Editor

TCarlsonmd@gmail.com

Richard Koulbanis, Publisher & Editor-in-Chief

RichardK@CCT.bz

John W. Moore, MD, MPH, Medical Editor/
Editorial Board

JMoore@RCHSD.org

Editorial Board

Teiji Akagi, MD

Zohair Al Halees, MD

Mazeni Alwi, MD

Felix Berger, MD

Fadi Bitar, MD

Jacek Bialkowski, MD

Philipp Bonhoeffer, MD

Mario Carminati, MD

Anthony C. Chang, MD, MBA

John P. Cheatham, MD

Bharat Dalvi, MD, MBBS, DM

Horacio Faella, MD

Yun-Ching Fu, MD

Felipe Heusser, MD

Ziyad M. Hijazi, MD, MPH

Ralf Holzer, MD

Marshall Jacobs, MD

R. Krishna Kumar, MD, DM, MBBS

Gerald Ross Marx, MD

Tarek S. Momenah, MBBS, DCH

Toshio Nakanishi, MD, PhD

Carlos A. C. Pedra, MD

Daniel Penny, MD

James C. Perry, MD

P. Syamasundar Rao, MD

Shakeel A. Qureshi, MD

Andrew Redington, MD

Carlos E. Ruiz, MD, PhD

Girish S. Shirali, MD

Horst Sievert, MD

Hideshi Tomita, MD

Gil Wernovsky, MD

Zhuoming Xu, MD, PhD

William C. L. Yip, MD

Carlos Zabal, MD

FREE Subscription

Congenital Cardiology Today is available free to qualified professionals worldwide in pediatric and congenital cardiology. International editions available in electronic PDF file only; North American edition available in print. Send an email to Subs@CCT.bz. Include your name, title, organization, address, phone and email.

Contacts and Other Information

For detailed information on author submission, sponsorships, editorial, production and sales contact, current and back issues, see website or send an email to: INFO@CCT.bz.

“PICS Features: Live Case Demonstrations, Hot Debates, Abstract Session, ‘My Nightmare Cases,’ Workshops, Smaller Breakout Sessions, and more.”



See you
at PICS
in Chicago

Your Search Ends Here.

Pediatric Cardiology is a national provider of outpatient and inpatient cardiology care of the fetus, infant, child and adolescent, as well as adults with congenital heart disease.

We have an opportunity for you, whether you're a recent graduate looking to gain experience or a seasoned pediatric cardiologist seeking a leadership role. With a wide variety of services and a presence in several states, you can choose the practice environment and location that best suits you.

We offer competitive salaries and excellent benefits including health (choice of two PPO options), life, vision, dental and disability insurance; 401(k) with potential company percentage match; annual CME allowance; potential for relocation assistance; employee stock purchase plan; stability in an organization with more than 30 years of health care industry experience; opportunities to participate in clinical quality improvement initiatives and clinical research; professional liability insurance; and assistance with mandatory hospital credentialing and state licensing, and reimbursement of associated fees.

More than 90 pediatric cardiologists have chosen to join our team to pursue their personal and professional goals. Now it's your turn.

Please contact us to learn more about pediatric cardiology positions in:

Pembroke Pines, Florida • Springfield, Missouri • Albuquerque, New Mexico
Dallas, Texas • San Antonio, Texas • Fairfax, Virginia



1301 Concord Terrace
Sunrise, Florida 33323

800.243.3839, ext. 6511
www.pediatric.com/cardijobsnow

ELECTRIFYING OPTIONS

BIS

Z-Medtm
Tyshak[®]
Z-Med IItm
Tyshak[®] II
Mini Ghosttm
Multi-Tracktm
COEfficienttm
Tyshak[®] Mini
Inflation Device
Atrioseptostomy



B. Braun Interventional Systems Inc.

824 12th Ave. | Bethlehem, PA 18018 | Ph: 1-877-VENA CAV (836-2228) | Fax: 1-610-266-3982

www.bbraunusa.com

SEE US AT PICS 2010 • BOOTH 19