

CONGENITAL CARDIOLOGY TODAY

Timely News and Information for BC/BE Congenital/Structural Cardiologists and Surgeons

Volume 9 / Issue 5A

May 2011; International Edition

SPECIAL PICS-AICS 2011 PREVIEW

IN THIS ISSUE

Pediatric & Adult Interventional Cardiac Symposium (PICS ~ AICS 2011) With Live Case Demonstrations - July 17-21, 2011; Sheraton Hotel, Chicago, IL, USA

by Damien Kenny, MD and Ziyad M. Hijazi, MD ~ Page 1

Pre-Symposium Industry Sponsored Workshops - Saturday - July 23rd ~ Page 4

ICSCIT: July 24th - Sunday Morning Sessions ~ Page 4

ICSCIT: July 24th - Sunday Afternoon Sessions ~ Page 5

PICS-AICS: July 25th - Monday Morning Sessions ~ Page 6

PICS-AICS: July 25th - Monday Afternoon Sessions ~ Page 8

PICS Guest Faculty ~ Page 8

PICS-AICS: July 26th - Tuesday Morning Sessions ~ Page 9

PICS-AICS: July 26th - Tuesday Afternoon Sessions ~ Page 10

PICS-AICS: July 27th - Wednesday Morning Sessions ~ Page 12

PICS-AICS: July 27th - Wednesday Afternoon Sessions ~ Page 13

Live Case Summary ~ Page 15

Registration Information ~ Page 17

PICS Awards ~ Page 17

PICS -AICS Course Directors and Co-directors ~ Page 18

CONGENITAL CARDIOLOGY TODAY

Editorial and Subscription Offices
16 Cove Rd, Ste. 200
Westerly, RI 02891 USA
www.CongenitalCardiologyToday.com

Pediatric & Adult Interventional Cardiac Symposium (PICS & AICS 2011) With Live Case Demonstrations - July 24-27, 2011; Westin Waterfront Hotel, Boston, MA, USA

By Damien Kenny, MD and Ziyad M. Hijazi, MD

This year's *Pediatric and Adult Interventional Cardiac Symposia - PICS & AICS 2011* will be held in the breathtaking Westin Boston Waterfront, in the historic city of Boston, Massachusetts. This is truly a landmark year for *PICS* as it represents the 15th anniversary of the meeting which began in Boston 14 years ago with 87 attendees including faculty! At that time, congenital interventional therapies were in their infancy, and it was unclear how the subspecialty would evolve. However, it was clear that in order to support the successful development of this field, an international platform for sharing knowledge and experience was essential. Since the first *PICS* meeting, the symposia has evolved into the dominant international meeting covering all aspects of congenital and, more recently, structural heart disease, with over 800 attendees and 100 faculty from all over the world joining us each year.

One of the most challenging aspects of the symposia each year is the live case demonstrations. This requires considerable coordination; however, the educational aspect in such an experiential field is be-

yond question. This year is no exception, and we have live cases each day from:

- Riyadh, Saudi Arabia; São Paulo, Brazil; Giessen, Germany – Monday 25th July
- Mass General, Boston; Yale New Haven Hospital, Connecticut; Montreal Heart Institute, Canada – Tuesday 26th July
- Miami Children's Hospital; St. Louis Children's Hospital; Tufts Medical Center, Floating Hospital for Children, Boston – Wednesday July 27th.

We are hoping for continuing participation from the audience, an important feature of every *PICS* meeting. Indeed, recently certain questions have been raised about the appropriateness of "live case" presentations, and this year, we have invited a cardiologist with extensive experience with the "live case" format, Dr. Martin Leon from Columbia University; we hope to have a lively discussion and significant input from the audience.

This year's symposia will be preceded on Saturday, July 23rd by a day dedicated to workshops including:

- "Transeptal Techniques" - Cook Medical
- "Device Closure for Various Congenital Heart Defects" - AGA
- "Device Closure for Various Congenital Heart Defects" - GORE

CONGENITAL CARDIOLOGY TODAY

CALL FOR CASES AND OTHER ORIGINAL ARTICLES

Do you have interesting research results, observations, human interest stories, reports of meetings, etc. to share?

Submit your manuscript to: RichardK@CCT.bz



TINY HEARTS INSPIRED HYBRID LABS WITH ACCESS FOR BIG TEAMS.

Fixing a heart from birth through adulthood takes big teams working together. So we examined the needs of leading clinicians when designing our hybrid solutions. The result: our Infinix™-i with 5-axis positioners and low profile detectors, stays out of the way, but right where needed, providing the best possible access to patients. To lead, you must first listen.

medical.toshiba.com

TOSHIBA
Leading Innovation >>>



2010 Top 20 Best In KLAS Awards: Medical Equipment
Ranked #1: Xario™ Ultrasound-General Imaging, Aquilion® CT-64 Slice +, Vantage MRI 1.5T.
Category Leader: Infinix-i Angio in CV/IR x-ray, Aquilion 32 in CT-Under 64 Slice.
www.KLASresearch.com ©2010 KLAS Enterprises, LLC. All rights reserved.



These workshops provide the technical, hands-on experience fundamental to performing catheterization safely and effectively.

Sunday July 24th, is mostly dedicated to imaging modalities and controversies, in congenital and structural heart disease. Imaging provides the “light” for the darkness of interventional work, and this session will focus on appropriate imaging for all aspects of congenital and structural interventions. The day will finish with the oral abstract presentations in the late afternoon. Many of us started our careers with such work, and it is vital to support as well as learn from the endeavors of our colleagues. This year a prize will be offered for the best oral and poster presentations to recognize these efforts.

Session topics this year include transcatheter treatment options for right and left ventricular outflow tract obstruction and coarctation of the aorta across all ages. Other specialist sessions will focus on transcatheter management of the adult with complex congenital heart disease and a session dedicated to complex patient management issues with involvement from specialist patient groups, and governmental agencies. There are also sessions covering percutaneous mitral, pulmonary, aortic and tricuspid valve therapies.

This year we also have a special PFO summit in collaboration with the PFO Research Foundation with world renowned speakers highlighting the complexity of managing the pathology associated with PFO. This is particularly relevant in the light of results from recently published clinical trials.

Once again we will be having daily “Hot Debates” to assist in evaluating some of the difficult choices that present themselves in everyday practice, and the popular session “My Nightmare Case in the Cath Lab.” There will be daily breakout sessions with a new session this year for fellows in training, and we will continue our popular session of “Meet the Experts,” so please bring cases to discuss as experiential learning is vital to our growing subspecialty.

For more details, please visit PICS website at: www.picsymposium.com.

Reflection on the past provides the platform for realizing the potential of the future. Join us in shaping this in the beautiful city of Boston.

Sincerely,

On behalf of the course directors and co-directors:

Damien Kenny, MD and Ziyad M. Hijazi, MD

CCT



Rush Center for Congenital
and Structural Heart Disease



ASE American Society of
Echocardiography
Heart & Circulation Ultrasound Specialists



PFO RESEARCH
FOUNDATION™



The PICS Foundation in Collaboration with the Society for Cardiovascular Angiography & Interventions & Rush Center For Congenital & Structural Heart Disease



PICS-AICS

Pediatric and Adult Interventional Cardiac Symposium



BOSTON

JULY 24-27
WESTIN BOSTON WATERFRONT 2011

www.picsymposium.com

PRE-SYMPOSIUM INDUSTRY WORKSHOPS JULY 23rd - SATURDAY

PICS~AICS invites you to participate in a day of industry-sponsored workshops. Industry representatives will be organizing these complimentary workshops throughout the day. You can choose to attend any or all workshops.

8:30-10:30 am - "Transeptal Techniques" - Symposium by Cook Medical

10:30-11:00 am - Coffee Break

11:00 am-1:00 pm - "Device Closure for Various Congenital Heart Defects" - Symposium by AGA

1:00 am-2:00 pm - Lunch

2:00-4:00 pm - "Device Closure for Various Congenital Heart Defects" - Symposium by GORE

You are encouraged to arrive on Friday, July 22nd to participate in this program.



IMAGING IN CONGENITAL AND STRUCTURAL CARDIOVASCULAR INTERVENTIONAL THERAPIES (ICSCIT) JULY 24th - SUNDAY MORNING SESSIONS

Morning Session; Course Director: *Girish Shirali*

8:00-10:00 am - Overview: Modalities and Teamwork

- **8:00-8:10 am** - Pre-planning: *Girish Shirali*
- **8:10-9:10 am** - Modalities – When and Why
 - TTE: *Craig Fleishman*
 - TEE: *Girish Shirali*
 - MRI: *Mark Fogel*
 - CTA: *Anthony Hlavacek*
 - ICE: *Frank Silvestry*
- **9:10-9:50 am** - Intra-procedure
 - What I Need From my Echocardiographer: *Krishna Kumar*
 - What I Need From my Interventionalist (and What I Don't Need): *Norman Silverman*
 - What I Need From my Intensivist: *Gil Wernovsky*
 - What I Need From my Surgeon: *TBD*
- **9:50-10:00 am** - Panel Discussion & Q/A

10:00-10:30 am - Break

10:30-11:45 am - ASD and PFO Closure

- **10:30-10:42 am** - Morphology of the Atrial Septum: *Paul Weinberg*
- **10:42-10:52 am** - Pre-selection: Who is a Candidate and Who Isn't: *Achi Ludomirski*
- **10:52-11:00 am** - Echo Appearance of Various Devices: *Luc Mertens*
- **11:00-11:10 am** - Intra-procedural TEE: Role and Illustrative Case: *Craig Fleishman*
- **11:10-11:20 am** - Intra-procedural ICE: Role and Illustrative Case: *John Rhodes*
- **11:20-11:30 am** - Benefits of Fluoroscopy in ASD and PFO Closure: *Mike Mullen*
- **11:30-11:45 am** - Panel Discussion and Q/A

11:45 am -12:15 pm - Lunch

12:15-1:45 pm - Lunch Session; Moderators: *Craig Fleishman, Mark Fogel*

VSD Closure

- **12:15-12:30 pm** - Morphology of the Ventricular Septum: *Paul Weinberg*
- **12:30-12:40 pm** - Pre-selection: Who is a Candidate, and Who Isn't: *Jozef Masura*
- **12:40-12:50 pm** - Echo Appearance of VSD Devices: *Luc Mertens*
- **12:50-1:05 pm** - Intra-procedural TEE: Role and Illustrative Cases (Muscular/Membranous Cases): *Mario Carminati*
- **1:05 -1:15 pm** - Intra-procedural Epicardial Echocardiography with Periventricular VSD Closure: Role and Illustrative Case: *Geoff Lane*
- **1:15-1:30 pm** - Post-Infarct VSD – Pre-procedural Imaging and Patient Selection: *Jo DeGiovanni*
- **1:30-1:45 pm** - Panel Discussion and Q/A

**IMAGING IN CONGENITAL AND STRUCTURAL
CARDIOVASCULAR INTERVENTIONAL THERAPIES
(ICSCIT)
JULY 24th - SUNDAY AFTERNOON SESSIONS**

Afternoon Session; Moderators: *Robert Siegel, Anthony Hlavacek*

- 1:45-3:00 pm - Percutaneous Valve and & LAA Imaging**
- 1:45-2:00 pm - Pre-selection of Patients for Pulmonic Valve Implantation and Post-procedural follow-up:** *Mark Fogel*
 - 2:00-2:15 pm - Pre-selection of Patients & Procedural Guidance for Mitral Valve Repair:** *Frank Silvestry*
 - 2:15-2:30 pm - Pre-selection of Patients & Procedural Guidance of TAVR:** *Raj Makkar*
 - 2:30-2:45 pm - LAA Closure: Pre-selection, Guidance of Procedure & Follow-up:** *Saibal Kar*
 - 2:45-3:00 pm - Panel Discussion & Q&A**

- 3:00-3:40 pm - Paravalvar Leaks**
- 3:00-3:10 pm - Pre-assessment with 2D and 3D Echo:** *Robert Siegel*
 - 3:10-3:20 pm - Role of CT in Evaluation:** *Carlos Ruiz*
 - 3:20-3:30 pm - Guidance of the Procedure: Fluoro/Echo:** *Reda Ibrahim*
 - 3:30-3:40 pm - Panel Discussion and Q&A**

3:40-4:05 pm - ICSCIT Debate: ICE versus TEE for ASD Closure in Children

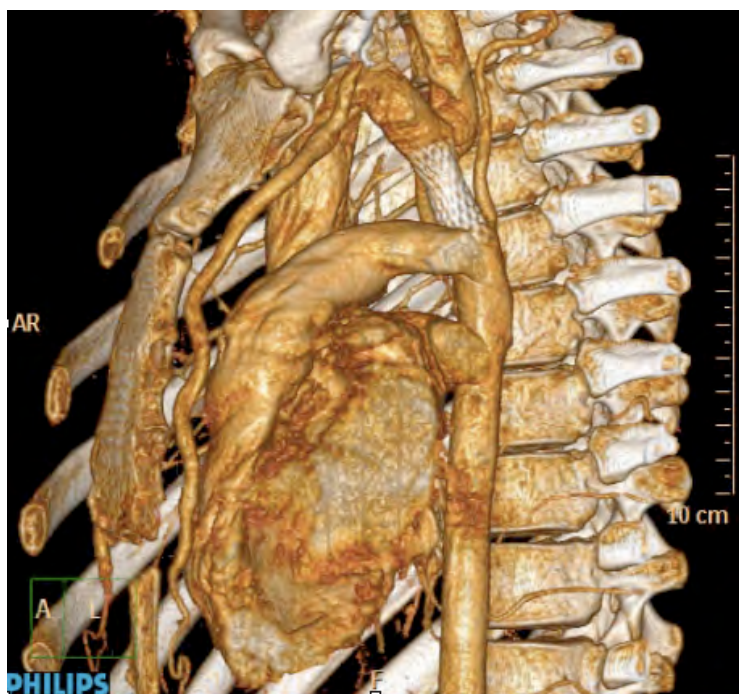
- Pro:** *Carlos Zabal*; **Against:** *Achi Ludomirsky*

4:05-4:30 pm - 3D Rotational Angiography: Should and Why Every Cath Lab Should Have This Modality: *Evan Zahn*

4:30-4:40 pm - Closing Remarks for the Imaging Day: *Course Directors*

4:40-6:00 pm - Oral Abstract Presentations

- Room 1: *Neil Wilson, Elchanan Bruckheimer, Gil Wernovsky*
- Room 2: *Daniel Levi, Frank Ing, Giacomo Pongiglione*
- Room 3: *Erik Horlick, John Bass, Mazeni Alwi*



PICS-AICS: JULY 25th - MONDAY MORNING SESSIONS

6:30-7:45 am - Continental Breakfast/Visit Exhibits

Morning Session; Moderators: Ziyad M. Hijazi, John P. Cheatham, Thomas K. Jones

8:00 - 8:15 am - Welcome to Boston: Doorway to the Past and Gateway to the Future: William Hellenbrand

8:15-8:30 am - Follow-up Patients PICS-2010: Damien Kenny

8:30-10:30 am - Live Cases (Giessen, Saudi Arabia, São Paulo); **Panelists:** Teiji Akagi, Horacio Faella, Seong-Ho Kim, Doff McElhinney

10:30-11:00 am - Coffee Break/Visit Exhibit

11:00-11:30 am - Point of View: Live Cases in the Current Era: Martin Leon

11:30 am -1:15 pm - Live Cases (Giessen, São Paulo, Saudi Arabia); **Panelists:** Krishna Kumar, David Nykanen, Toshio Nakanishi, Terry D. King

1:15-2:15 pm - Lunch Break/Visit Exhibit - CCISC Meeting





Medtronic

Hope, Restored.

A revolutionary treatment option designed to delay the need for surgical intervention.

Restore hope for your patients with RVOT conduit dysfunction.

www.Melody-TPV.com

Melody® Transcatheter Pulmonary Valve
Ensemble® Transcatheter Valve Delivery System

For more information about Melody Transcatheter Pulmonary Valve Therapy, contact your Medtronic Sales Representative, your local Medtronic office or visit www.Melody-TPV.com.

Melody and Ensemble are registered trademarks of Medtronic, Inc.

The Melody Transcatheter Pulmonary Valve System and Ensemble Transcatheter Delivery System has received CE-Mark approval and is available for distribution in Europe. Additionally, a Medical Device Licence has been granted and the system is available for distribution in Canada.



Melody®

TRANSCATHETER PULMONARY VALVE (TPV) THERAPY

PICS-AICS: JULY 25th - MONDAY AFTERNOON SESSIONS

Afternoon Session; Moderators: Clifford Kavinsky, Kevin Walsh, Ted Feldman

2:15-3:00 pm - Live Cases (São Paulo); Panelists: Trong-Phi Le, Ignacio Ingelessis, Donald Hagler, Francisco Garay, Raul Rossi

3:00-4:00 pm - "It's All About the Wire Position – or Is it?" – Complex (Lectures) Issues Facing the Interventionalist

- **The Patient's Perspective:** *Bray Patrick-Lake*
- **Sedation vs Anesthesia for Pediatric and Adult Interventions – When and Why?** *Marc Gewillig*
- **Intensive Management of Critically Ill Infants Undergoing Catheterization:** *Gil Wernovsky*
- **Off-label Device Usage – Careful!** *Ralf Holzer*
- **Evolving Hybrid Programs - Communications is Key!** *Mark Galantowicz*
- **Anticoagulation and Interventions – Evidence Please!** *Thomas Forbes*

4:00-5:30 pm - Structural Heart Disease (Debate)

- **Closure of Post Infarct VSD's – Limitations and Solutions:** *Jo DeGiovanni*
- **Interventions in Pregnancy:** *Igor Palacios*
- **Management of Paravalvar Leaks:**
 - **Techniques:** *Carlos Ruiz*
 - **Outcome:** *Zoltan Turi*
- **Update on Percutaneous Mitral Valve Repair:** *Saibal Kar*
- **Update on Percutaneous Aortic Valve Replacement – Time to Open the Flood Gates?:** *Martin Leon*
- **Establishing A Program for Structural Heart Disease:** *John Lasala*

3:00-5:30 pm - Breakout Session #1 - Nurse/Tech; Moderators: Sharon Hill, Ktheen Nolan

- **What's New in Hybrid Procedures?:** *John Cheatham*
- **Device Closure of ASD – Chest Pain and Erosion:** *Annette Joseph*
- **Short Stay Unit in the Cath Lab Recovery Room: Solution to a Problem or Recipe for Disaster?:** *Patricia O' Brien*
- **3-D rotational Angiography and Reconstructing Images in the Cath lab:** *Paul Lawrence*
- **Coarctation, Aortic Aneurysm and Dissection in the Adult:** *Caitlyn O'Callaghan*
- **Update on Transcatheter Pulmonary Valve:** *Julie Vincent*
- **Single Ventricle – the UK Experience:** *Soodevi Booklah*
- **Frequent Flyers and Radiation... Whats New for Dose Reduction?** *Kathleen Nolan*
- **"Analyze This" (Interactive Session):** *Kathleen Nolan, Stacey Froemming, Sharon Hill*

4:00-5:30 pm - Breakout Session #2 - Bioengineering

Symposium Update; Moderators: David Balzer, Carol Devellian, Robert Lederman

- **What is Bench Testing? What Does it Mean for Us?:** *David Reuter*
- **Biocompatibility and Human Response:** *TBD*
- **Metal Occlusion Devices:** *John Bass*
- **Biodegradable and Patch Occlusion Devices:** *Michael Mullen*
- **Sutures and RF Energy:** *Horst Sievert*
- **Balloon and Cutting Balloon Design:** *Marc Gewillig*
- **Stent Design:** *John Cheatham*
- **Valve Design and Advances:** *Philip Bonhoeffer*
- **Animal Testing:** *Zahid Amin*
- **Discussion**

5:30-6:15 pm - PICS/AICS Achievement Award



Upcoming PICS ~ AICS Dates and Locations

- 2012 April 15-18 in Chicago at the Marriott Chicago Downtown
- 2013 January 19-22 in Miami at the Loews Miami Beach Hotel
- 2014 June 8-11 in Chicago at the Marriott Chicago Downtown

PICS-AICS GUEST FACULTY

Guest Faculty: Teiji Akagi, MD; BG Alekian, MD; Andrei Alexandrov, MD; Mazeni Alwi, MD; Emile Bacha, MD; David Balzer, MD; John Bass, MD; Lee Benson, MD; Felix Berger, MD; Jacek Bialkowski, MD; Philipp Bonhoeffer, MD; Soodevi Booklah, RN; Elchanan Bruckheimer, MD; Qi-Ling Cao, MD; Mario Carminati, MD; John Carroll, MD; Alpaz Celiker, MD; Francisco Chamie, MD; Jae Young Choi, MD; Roberto Cubeddu, MD; Bharat Dalvi, MD; J V De Giovanni, MD; Michael de Moor, MD; Pedro Del Nido, MD; Carol Devellian, BS; Makram Ebeid, MD; Maiy El Sayed, MD; Horacio Faella, MD; Ted Feldman, MD; Craig Fleishman, MD; David Fish, MD; Mark Fogel, MD; Simone Fontes-Pedra, MD; Thomas Forbes, MD; Stacey Froemming, RN; Yun Ching Fu, MD; Omar Galal, MD; Mark Galantowicz, MD; Wei Gao, MD; Francisco Garay, MD; Marc Gewillig, MD; Peter Goadsby, MD; Miguel Granja, MD; Donald Hagler, MD; Ali Halabi, MD; Sharon Hill, ACNP; Anthony Hlavacek, MD; Ralf Holzer, MD; Eric Horlick, MD; Reda Ibrahim, MD; Michel Ilbawi, MD; Ignacio Ingelessis, MD; Jill Jesurum, MD; Annette Joseph, RN; Mansour Al-Joufan, MD; Saibal Kar, MD; Cliff Kavinsky, MD; Seong-Ho Kim, MD, PhD; Terry D. King, MD; Charles S. Kleinman, MD; Jackie Kreutzer, MD; Krishna Kumar, MD; Geoffrey Lane, MD; John Lasala, MD; Larry Latson, MD; Paul Lawrence, RCIS; Harold Lazar, MD; Trong-Phi Le, MD; Robert Lederman, MD; Martin Leon, MD; Daniel Levi, MD; Achiau Ludomirsky, MD; Raj Makkar, MD; Moussa Mansour MD; Gearld Martin, MD; Jozef Masura, MD; Doff McElhinney, MD; Luc Mertens MD; Joachim Miro, MD; Tarek Momenah, MD; John W. Moore, MD; Phillip Moore, MD; Michael Mullen, MD; Charles E. Mullins, MD; Toshio Nakanishi, MD; Kathleen Nolan, RT; David Nykanen, MD; Patricia O' Brien, RN; Caitlyn O' Callaghan, RN; Eustaquio Onorato, MD; Igor Palacios, MD; Xin Pan, MD; Bray Patrick-Lake; Alejandro Peirone, MD; Shakeel A. Qureshi, MD; Kanishka Ratnayaka, MD; David Reuter, MD; John Rhodes, MD; Richard Ringel, MD; Jonathan Rome, MD; Raymond Romero, MA; Raul Rossi, MD; Carlos E. Ruiz, MD; Masood Sadiq, MD; Dietmar Schranz, MD; Girish Shirali, MD; Robert Siegal, MD; Horst Sievert, MD; Norman Silverman, MD; Frank Silvestry, MD; Robert Sommer, MD; David Thaler, MD; Jonathan Tobis, MD; Zoltan Turi, MD; Mike Tynan, MD; Julie Vincent, MD; Robert Vincent, MD; Kevin Walsh, MD; Jou-Kou Wang, MD; Howard Weber, MD; Paul Weinberg; Gil Wernovsky, MD; Brian Whisenant, MD; Robert White, Jr, MD; Neil Wilson, MD; Carlos Zabal, MD; and Evan Zahn, MD

PICS-AICS: JULY 26th - TUESDAY MORNING SESSIONS

6:30-7:45 am - Continental Breakfast/Visit Exhibit

7:00-8:00 am - SCAI Meeting

7:00-8:00 am - Breakout Session #3: Fellows in Training:

Moderators: *Thomas Jones, Doff McElhinney, Michael Tynan*

The Cases I Have Learned Most From: *Frank Ing*

- **My First Year in Practice:** *Evan Zahn*
- **If I Was Starting Now I Would....** *Julie Vincent*
- **Ten Tips for the Trainee:** *Lee Benson*
- **The Perfect CV:** *Doff McElhinney*
- **Why I Left the Cath Lab:** *Gil Wernovsky*
- **Q&A**

Morning Session; Moderators: *Ziyad M. Hijazi, Mario Carminati, Charles S. Kleinman*

8:00-9:45 am - Live Cases (Mass General, Yale, Montreal);

Panelists: *BG Alekyan, Michael deMoor, Roberto Cubeddu, Robert Siegal, Omar Galal*

9:45-10:00 am - Closure of the Silent PDA – Indicated or Not?:
David Balzer

10:00-10:15 am - Transcatheter Tricuspid Valve Replacement:
Marc Gewillig

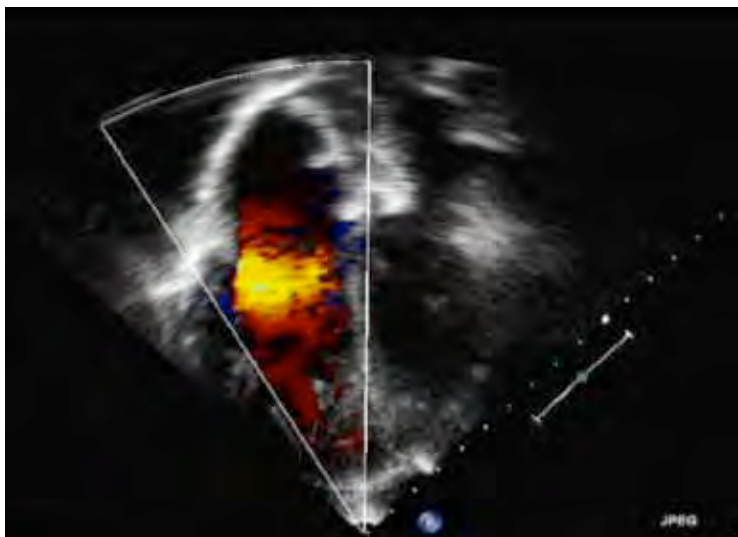
10:15-10:45 am - Coffee Break/Visit Exhibit

10:45 am-12:15 pm - Live Cases (Mass General, Yale, Montreal);

Panelists: *Robert Vincent, Carlos Zabal, Howard Weber, Jou-Kou Wang, Miguel Granja*

12:15-1:00 pm - Oral Abstract Finals: *Daniel Levi, Neil Wilson, Maezni Alwi*

1:00-2:00 pm - Lunch Session (“My Nightmare Case in the Cath Lab”); Moderators: *Neil Wilson, Shakeel Qureshi, Frank Ing*



Please visit www.PICSymposium.com for up-to-date program changes.



PICS-AICS: JULY 26th - TUESDAY AFTERNOON SESSIONS

Afternoon Sessions; Moderators: John Cheatham, Erik Horlick, Larry Latson

2:00-2:45 pm - Live Cases (Mass General, Montreal)

Panelists: Geoff Lane, Eustaquio Onorato, Mansour Al-Joufan, Wei Gao, Jae Young

2:45-4:15 pm - Coarctation of the Aorta – Infant to Adult
(Debate)

- **Transcatheter Alternatives to Surgery in Sick Neonates with CoA:** Giacomo Pongiglione
- **Coarctation in the Setting of HLHS – When to Intervene:** Shakeel Quereshi
- **Management of Complex Arch Obstructions in Children:** Philip Moore
- **Bare Metal vs Covered Stents – When and Why?** Elchanan Bruckheimer
- **Long-term Effects of Coarctation Stenting:** Mike Mullen
- **Optimal Follow-up Imaging – CT vs MRI:** Mark Fogel
- **Debate 1: There is No Place for Surgical Repair of Coarctation in Children Eligible for Stenting**
 - **Pro:** John Moore; **Con:** Michel Ilbawi

4:15-5:15 pm - Breakout Session #4 - Meet the Experts

- **Room 1:** Chuck Mullins, Mike Tynan, Larry Latson
- **Room 2:** Felix Berger, Philip Moore, Zahid Amin
- **Room 3:** Lee Benson, Mario Carminati, Horst Sievert

Late Afternoon Session; Moderators: Ziyad M. Hijazi, Robert Sommer, Peter Goadsby

4:15-5:15 pm - The Heart Brain Symposium (Lectures)

- **Anatomical Considerations for LAA Occlusion:** John Carroll
- **LAA Occlusion - Realistic Alternative to Ablation:** Moussa Mansour
- **Currently Available Devices and Technical Considerations:** Horst Sievert
- **Stroke Risk with Small ASD's:** Robert Sommer
- **Management Strategies to Prevent Thromboembolic Stroke Following Percutaneous Left Heart Valvar Interventions in the Adult:** Ted Feldman

5:15-6:45 pm - PFO Summit 2011 (Discussion)

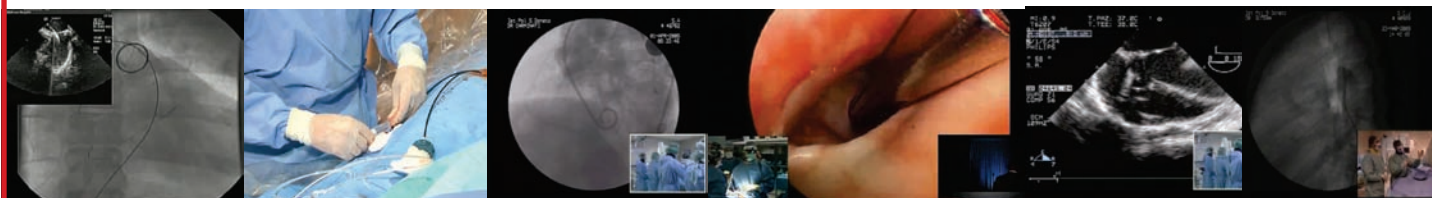
- **Cognitive Impairment in Patients with R to L Shunting:** Jill Jesurum
- **Guidelines and Standards for Echo in Diagnosis of PFO and Quantification of Shunting:** Brian Whisenant
- **How to Use TCD for the Diagnosis, Quantification, and Management of PFO:** Andrei Alexandrov
- **Management of the Top Ten Post PFO/ASD Closure Problems:** John Rhodes
- **How Does a Neurologist Determine that a PFO Caused a Stroke?** David Thaler
- **What Makes a Neurologist Suspect That a Migraineur May Benefit from PFO Closure?** Peter Goadsby
- **How to Respond to the Colleague Who Says CLOSURE Ended PFO Closure Therapy:** Jonathan Tobis
- **Round Table Discussion: PFO Closure for Migraine and a Stroke:** John Carroll, Peter Goadsby, David Thaler, Ted Feldman

7:30 pm - GALA Dinner



Watch Videos of More than 125 CHD Live Cases at www.CHDVideo.com

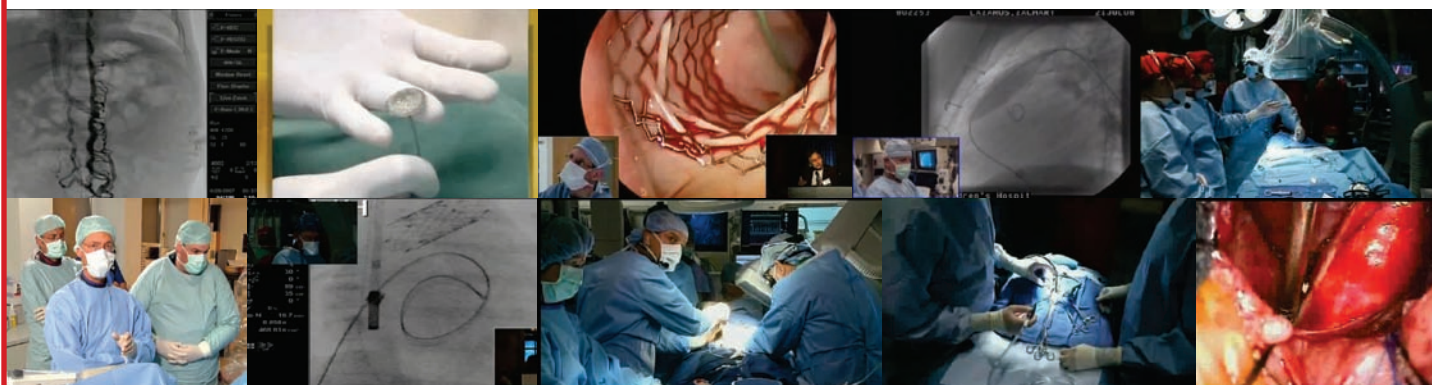
Performed by World-Renowned Physicians at International Centers



- Percutaneous Pulmonary Valve Implantation
- Pulmonary Artery Rehilation
- Device Closure is Safe & Should be Continued
- Catheter Management in the Neonate
- Duct Dependent Lesions: Stent vs. Shunt
- Intervention in the Immediate Post-op Period
- The Edwards Valve
- Percutaneous Closure of the VSD
- Transcatheter Implant of a Melody Valve Watch - VSD Closure
- Covered Stent to Eliminate Fontan Baffle Leak & Stenosis
- Native Coarctation of Aorta - Stent Implantation
- Pulmonary Artery Flow Restrictors
- Transcatheter Valve
- Intra-operative PA Stent
- Periventricular Muscular VSD Device Closure
- Closure of Septal Defect Using Real Time 3D Echo Guidance
- Periventricular Membranous VSD
- Hybrid Stage I Palliation for HLHS PA Bands and PSA Stent
- Intraoperative Aortic Stent for CoA
- Intraoperative LPA Stent Using Endoscopic Guidance
- Creation of ASD after PA Bands & PDA Stent for HLHS in a Preemie
- Periventricular Implant of Edwards Valve Stent in the Pulmonary Position
- Closure of Septal Defect Using Real Time 3D Echo Guidance
- High Frequency Ultrasound Creation of ASD
- PmVSD Closure
- Hybrid Stage I Palliation for Complex Single Ventricle in a 1.4 kg Neonate
- Transcatheter Implantation of Implantable Melody Valve
- Perimembranous VSD Closure with Amplatzer Membranous VSD Occluder
- Stent RPA, Pre-Stent Conduit & Melody Valve Implant
- Transeptal LHC Assessment of Residual Coarctation
- Coarctation Stenting Using a Covered CP Stent
- Closure of ASD Under ICE Guidance
- PFO Closure
- Transcatheter Closure of Atrial Septal Defect (ASD)
- Closure of ASD under TEE Guidance
- Transcatheter Closure of Moderate PDA
- Pulmonary Angioplasty
- Hybrid Stage Palliation
- ADO or MVSD Closure of PDA
- VSD Closure Using a PDA Device
- Balloon Pulmonary Valvuloplasty
- Coil or Vascular Plug II closure of Coronary Fistula
- Device Closure of ASD
- Stent Placement Across Recurrent Coarctation
- Stenting RVOT on 7-day Old Newborn
- Transfemoral AVR for AS
- ASD Closure with Septal Occluder
- Stenting of Coarctation of Aorta
- Transapical AVR for Aorta Stenosis
- and more....

Presented by **CONGENITAL CARDIOLOGY TODAY**
and courtesy of the following International symposiums:

CSI ■ ISHAC ■ PICS ~AICS ■ Workshop IPC



PICS-AICS: JULY 27th - WEDNESDAY MORNING SESSIONS

6:30-7:45 am - Continental Breakfast/Visit Exhibits

7:00-8:00 am - IMPACT Registry Meeting

Morning Session: Moderators: Carlos Pedra, Mike Tynan, Mike Mullen

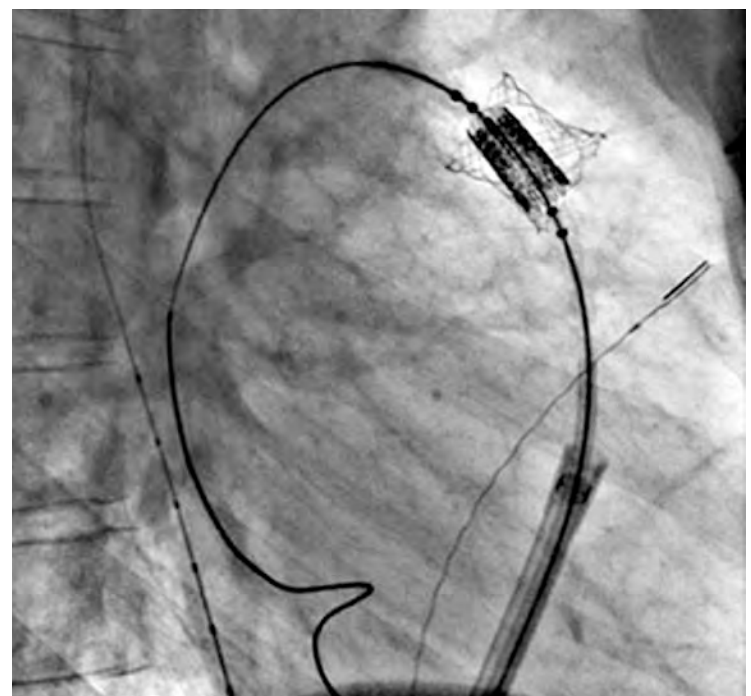
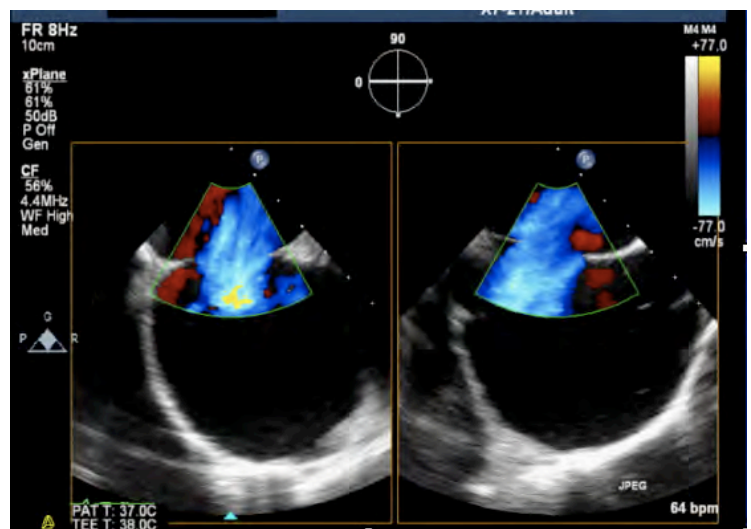
8:00-9:30 am - Live Cases (Boston, Miami, St Louis);
Panelists: Yun Ching Fu, Kevin Walsh, Maiy El Sayed, Horacio Faella

- 9:30-10:45 am - RVOT – From Fetus to the Adult** (Debate)
- **Transcatheter Management Strategies in Pulmonary Atresia – a Modern Approach:** Mazeni Alwi
 - **Transcatheter Treatment Options for Tetralogy of Fallot in Infancy:** Dietmar Schranz
 - **Tetralogy Surgery Using Intra-operative Balloons:** Emile Bacha
 - **Pulmonary Artery Stenting in Patients with Pulmonary Regurgitation – Avoiding Embolization:** Jackie Kreutzer
 - **Transcatheter Pulmonary Valve Implants in Patients Without Conduits – Is There a Role?:** Tarek Momenah
 - **Percutaneous Pulmonary Valve Implantation – Not How, But When?:** Thomas Jones
 - **Debate 2: Percutaneous Pulmonary Valve Implantation (PPVI) for RVOT Conduit/bioprosthetic Valve Failure Should be the First Choice of Management**
 - **Pro:** Philip Bonhoeffer; **Con:** Pedro del Nido

10:45-11:00 am - Coffee Break/Visit Exhibit

11:00 am-12:30 pm - Live Cases (Boston, Miami, St Louis);
Panelists: Makram Ebeid, Bharat Dalvi, Alpaz Çeliker, Jacek Bialkowski, Pan Xin

- 12:30-2:00 pm - Lunch Break** (Lunch Session - Debate)
Left Heart Obstruction – From Fetus to Adult; Moderators: Ralf Holzer, Emile Bacha, Shakeel Qureshi
- **Update on Fetal Interventions:** Simone Pedra
 - **Hybrid Therapy in HLHS – a Realistic Alternative to Norwood Stage I?:** Mark Galantowicz
 - **Survival Following Hybrid Approach – Updates from Giessen (Dietmar Schranz) and Columbus (John Cheatham)**
 - **Strategies to Minimize Aortic Valve Damage with Balloon Valvuloplasty:** Howard Weber
 - **Implications of PARTNER I Trial:** Eric Horlick
 - **Debate 3: Percutaneous Aortic Valve Implantation Will Replace Aortic Valve Surgery in the Future**
 - **Pro:** Raj Makkar; **Con:** Harold Lazar



PICS-AICS: JULY 27th - WEDNESDAY AFTERNOON SESSIONS

Afternoon Session; Moderators: Giacomo Pongiglione, Felix Berger, William Hellenbrand

2:00-3:30 pm - Live Cases (Boston, Seattle, St Louis);
Panelists: Masood Sadiq, Richard Ringel, Alejandro Peirone, Francisco Chamie, Ali Halabi

3:00-4:30 pm - Coffee Available

3:30-4:45 pm - Breakout Session #5 - Transcatheter Management of Adults with Complex Congenital Heart Disease; Moderators: Jo DeGiovanni, Donald Hagler (Debate)

- **Femoral/Caval Vessel Rehabilitation – When is it Indicated?** *Frank Ing*
- **Working Safely in the Coronary Arteries:** *Clifford Kavinsky*
- **Management of Baffle Stenosis/Leak:** *Eric Horlick*
- **Embolization of Complex Collaterals – When to Intervene?:** *Jonathan Rome*
- **Stenting in Adults with Complex Congenital Heart Disease:** *Carlos Ruiz*
- **Debate 4: Structural Interventions: Should Pediatric Cardiologists Taking Care of Adults?:**
 - **Pro:** Thomas Forbes; **Con:** Raj Makkar

3:30-4:50 pm - The Future (Debate)

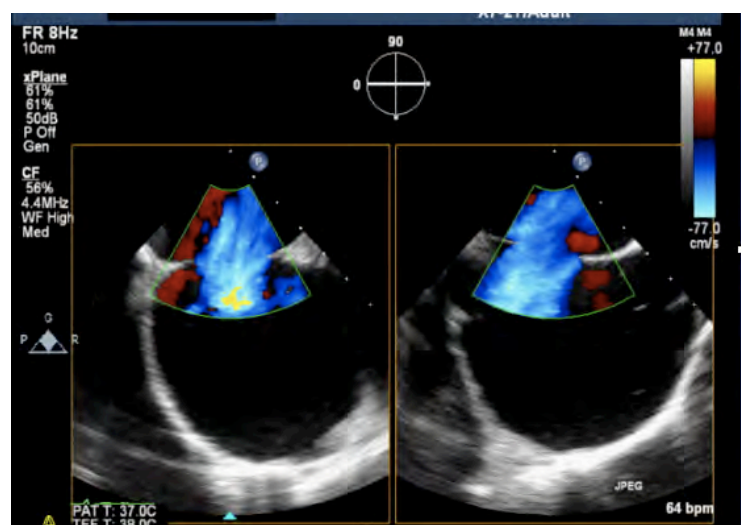
- **Impact of National/International Databases:** *Gerald Martin*
- **Evaluation of Transcatheter Therapies on Cardiovascular Physiology:** *Lee Benson*
- **MRI-guided Interventions – Worth Persisting With?:** *Kanishka Ratnayaka*
- **The Ideal Percutaneous Valve – How Far Away?** *David Fish*
- **CHD Networks – Essential for the Future:** *Thomas Forbes*
- **Debate 5: Complete Transcatheter Management of Tetralogy of Fallot is Achievable Within 10 Years:**
 - **Pro:** Shakeel Qureshi; **Con:** Michel Ilbawi

4:50 pm - Closing Remarks - Ziyad Hijazi



Please visit www.PICSymposium.com for up-to-date program changes.





LIVE CASE SUMMARY

MONDAY, JULY 25th

Prince Sultan Cardiac Center

Riyadh, Saudi Arabia
Tarek Momenah, MD

Dante Pazzanese Instituto de Cardiologia

São Paulo, Brazil
Carlos Pedra, MD

Universitat Klinikum

Giessen, Germany
Dietmar Schranz, MD

TUESDAY, JULY 26th

Mass General Hospital

Boston, MA USA
Igor Palacios, MD and Ignacio Ingelesiss, MD

Yale New Haven Hospital

New Haven, CT USA
Robert White, MD

Ste-Justine Hospital

Montreal, Canada
Reda Ibrahim, MD and Joaquim Miro, MD

WEDNESDAY, JULY 27th

Miami Children's Hospital

Miami, FL USA
Evan Zahn, MD

St. Louis Children's Hospital

St Louis, MO USA
David Balzer, MD

Tufts Medical Center, Floating Hospital for Children

Boston, MA USA
Michael de Moor, MD



"This year PICS will also be hosting industry sponsored workshops on Saturday, July 23rd. These complimentary workshops will be organized throughout the day. You can choose to attend any or all workshops."



**The Worldwide Leader
in Pediatric Interventional
Cardiology Products**

We provide physicians with the highest quality devices for diagnosis and treating congenital heart disease or compromised peripheral arteries.

With the help of our distributors worldwide, we have improved the lives of patients around the world by supplying our extensive and innovative product line to help fill the universal void in products available to children everywhere.

Most of our products have been designed to respond to the specific needs of doctors, technicians and nurses.

www.numedforchildren.com

USA CONTACT:

NuMED, Inc.
2880 Main Street
Hopkinton, NY 12965 USA

Tel: (315) 328-4491
Fax: (315) 328-4941

CANADA CONTACT:


NuMED Canada, Inc.
45 Second Street West
Cornwall, ON K6J 1G3 Canada

Tel: (613) 936-2592
Fax: (613) 936-2593

EUROPE CONTACT:

G. van Wageningen B.V.
Hallenweg 40, 5683 CT Best, The Netherlands

Tel: +31-499-377388
Fax: +31-499-377456



PICS-AICS REGISTRATION INFORMATION

Online Registration for Attendees:

<https://register.rcsreg.com/r2/pics2011/ga/top.html>

Registration for Faculty:

Please contact Kimberly Ray at: kimberly_ray@rush.edu for further information.

Registration for Exhibitors:

Please contact Kimberly Ray at: kimberly_ray@rush.edu for further information.

PICS-AICS AWARDS

PICS Achievement Award

1997 - Charles E. Mullins	2004 - Shakeel A. Qureshi
1998 - Michael Tynan	2005 - Vladmir Fontes
1999 - Kurt Amplatz	2006 - Philipp Bonhoeffer
2000 - Lee Benson	2007 - John P. Cheatham
2001 - James E. Lock	2008- Carlos Ruiz
2002 - William E. Hellenbrand	2009- Mario Carminati
2003 - Allen J. Tower	2010 - Larry Latson
	2011 - Who will it be this year?

Pioneer Award

2007 - Terry D. King	20110 - Bill Cook
----------------------	-------------------



Watch Congenital Cardiology Today's Live Cases Online

See selected live cases from previous PICS meetings at: www.CHDVideo.com



Ziyad M. Hijazi, MD, MPH
Professor of Pediatrics & Internal Medicine
Director, Rush Center For Congenital & Structural Heart Disease
 Rush University Medical Center
 Chicago, IL USA



John P. Cheatham, MD
Director, Cardiac Catheterization and Interventional Therapies
Professor of Pediatrics & Internal Medicine
 Nationwide Children's Hospital
 Columbus, OH USA



Carlos Pedra, MD
 Dante Pazzanese Instituto de Cardiologia
 São Paulo, Brazil



Thomas K. Jones, MD
Professor of Pediatrics & Medicine, University of Washington
Director of Cardiac Catheterization Laboratories
 Seattle Children's Hospital
 Seattle, WA USA

Girish Shirali, MD - Imaging Session Director

PICS-AICS COURSE CO-DIRECTORS



Ted Feldman, MD
Director, Cardiac Catheterization Laboratories
 Evanston Northshore Hospital
 Evanston, IL USA



Zahid Amin, MD
Director, Cardiac Catheterization and Hybrid Lab
 Rush Center For Congenital & Structural Heart Disease
 Rush University Medical Center
 Chicago, IL USA



Damien Kenny, MD
 Rush Center For Congenital & Structural Heart Disease
 Rush University Medical Center
 Chicago, IL USA



Giacomo Pongiglione, MD
Director
 Department of Pediatric Cardiology and Cardiac Surgery
 Ospedale Pediatrico Bambino Gesù Rome
 Vatican City, Italy



William E. Hellenbrand, MD
Director Emeritus PICS ~ AICS
 Columbia University Medical Center
 New York, NY USA

PICS-AICS Accreditation: The Society for Cardiovascular Angiography and Interventions (SCAI) is accredited by the Accreditation Council for Continuing Medical Education (ACCME) to provide continuing medical education for physicians. SCAI designates this educational activity for a maximum of 35 AMA PRA Category 1 Credits.[™] Physicians should only claim credit commensurate with the extent of their participation in the activity.

Rush University College of Nursing is an approved provider of continuing nursing education by the Illinois Nurses Association, an accredited approver by the American Nurses Credentialing Center's Commission on Accreditation. This CNE activity is being offered for 35 contact hours.

CONGENITAL CARDIOLOGY TODAY

© 2011 by Congenital Cardiology Today
 (ISSN 1554-7787-print; ISSN 1554-0499-online). Published monthly. All rights reserved.

Headquarters

824 Elmcroft Blvd. Ste. M
 Rockville, MD 20850 USA

Publishing Management

Tony Carlson, Founder & Senior Editor

TCarlsonmd@gmail.com

Richard Koulbanis, Publisher & Editor-in-Chief

RichardK@CCT.bz

John W. Moore, MD, MPH, Medical Editor/Editorial Board

JMoore@RCHSD.org

Editorial Board

Teiji Akagi, MD

Zohair Al Halees, MD

Mazeni Alwi, MD

Felix Berger, MD

Fadi Bitar, MD

Jacek Bialkowski, MD

Philipp Bonhoeffer, MD

Mario Carminati, MD

Anthony C. Chang, MD, MBA

John P. Cheatham, MD

Bharat Dalvi, MD, MBBS, DM

Horacio Faella, MD

Yun-Ching Fu, MD

Felipe Heusser, MD

Ziyad M. Hijazi, MD, MPH

Ralf Holzer, MD

Marshall Jacobs, MD

R. Krishna Kumar, MD, DM, MBBS

Gerald Ross Marx, MD

Tarek S. Momenah, MBBS, DCH

Toshio Nakanishi, MD, PhD

Carlos A. C. Pedra, MD

Daniel Penny, MD

James C. Perry, MD

P. Syamasundar Rao, MD

Shakeel A. Qureshi, MD

Andrew Redington, MD

Carlos E. Ruiz, MD, PhD

Girish S. Shirali, MD

Horst Sievert, MD

Hideshi Tomita, MD

Gil Wernovsky, MD

Zhuoming Xu, MD, PhD

William C. L. Yip, MD

Carlos Zabal, MD


FREE Subscription

Congenital Cardiology Today is available free to qualified professionals worldwide in pediatric and congenital cardiology. International editions available in electronic PDF file only; North American edition available in print. Send an email to Subs@CCT.bz. Include your name, title, organization, address, phone and email.

Contacts and Other Information

For detailed information on author submission, sponsorships, editorial, production and sales contact, current and back issues, see website or send an email to: INFO@CCT.bz.

Statements or opinions expressed in Congenital Cardiology Today reflect the views of the authors and sponsors, and are not necessarily the views of Congenital Cardiology Today.



Never Miss a Beat!

Web-based Image Interpretation and Reporting



Visit Digisonics at PICS-AICS 2011: Booth #10



DIGISONICS

Mastering the art of interpretation

www.digisonics.com

800-940-3240




#1 in Cardiology*

* Digisonics DigiView, 2008, 2009 & 2010
Top 20 Best in KLAS Awards: Software &
Professional Services, www.KLASresearch.com

NUCLEUS-X™

Percutaneous Transluminal
Valvuloplasty
Catheter

The Center
of It All



B. Braun Interventional Systems Inc.
824 Twelfth Avenue
Bethlehem, PA 18018
Tel: 1-877-VENA CAV (1-866-2228)
Fax: 610-266-3982
www.bbraunusa.com